




Akhil Bharatiya Maratha Shikshan Parishad's
Anantrao Pawar College of Engineering & Research

Admission to First Year Engineering: AY 2025-26 at ACAP (On the basis of CET Percentile) Final Merit List of Candidates (09-09-2025)


Sr. No.	Application ID	Candidate Name	Candidature Type	Category	PH Type	Defence Type	PCM CET Total Percentile	HSC Total Percentage	SSC Total Percentage	Application Mode
1001	EN25379374	SHRUTI BALASAHEB TELAP	Type A	Open	Not Applicable	Not Applicable	96.42	79.83	86.80	Received from CET Cell
1002	EN25308377	JIRWANKAR VAIDEHI PRAVIN	Type A	OBC	Not Applicable	Not Applicable	95.76	82.17	95.33	Received from CET Cell
1003	EN25348389	TOWAR AMARSING DATTUSING	Type A	Open	Not Applicable	Not Applicable	95.05	76.33	94.40	Received from CET Cell
1004	EN25160442	ISHITA YADAV	Type A	Open	Not Applicable	Not Applicable	94.46	80.33	95.40	Received from CET Cell
1005	EN25350546	VAISHNAVI ADINATH MOHITE	Type A	NT 1 (NT-B)	Not Applicable	Not Applicable	93.38	56.83	82.40	Received from CET Cell
1006	EN25243818	AVDHUT ASHOK TONAGE	Type A	Open	Not Applicable	Not Applicable	93.26	82.67	91.60	Received from CET Cell
1007	EN25202992	JAY SANDEEP WALAVALKAR	Type A	Open	Not Applicable	Not Applicable	92.84	79.17	94.20	Received from CET Cell
1008	EN25353829	JAY SUNIL ALIMKAR	Type A	Open	Not Applicable	Not Applicable	91.74	47.00	51.80	Received from CET Cell
1009	EN25125909	GUPTA ANSH HARISHYAM	Type A	Open	Not Applicable	Not Applicable	90.59	61.00	68.80	Received from CET Cell
1010	EN25287992	ANUSHA RAVI YANNAWAR	Type A	Open	Not Applicable	Not Applicable	90.16	81.60	93.40	Received from CET Cell
1011	EN25169919	URSAL TANISHKA SIDDHARTH	Type A	Open	Not Applicable	Not Applicable	89.49	67.83	87.20	Received from CET Cell
1012	EN25125552	INGAWALE SHANTANU ANAND	Type A	SEBC	Not Applicable	Not Applicable	89.29	58.50	87.33	Received from CET Cell
1013	EN25361812	BHAGAT NEEV HITENDRA	Type A	OBC	Not Applicable	Not Applicable	88.50	75.00	89.40	Received from CET Cell
1014	EN25141634	DESHMUKH SAMRUDDHI SATISHRAO	Type A	OBC	Not Applicable	Not Applicable	87.98	75.50	98.80	Received from CET Cell
1015	EN25159212	GHORPADE ONKAR BALASAHEB	Type A	OBC	Not Applicable	Not Applicable	87.60	63.60	94.60	Received from CET Cell
1016	EN25108384	CHOGALE MINAL MANISH	Type A	OBC	Not Applicable	Not Applicable	87.30	72.83	90.40	Applied At Institute
1017	EN25198475	GAUND SANIKA ANILKUMAR	Type A	OBC	Not Applicable	Not Applicable	87.14	75.00	85.20	Received from CET Cell
1018	EN25306914	AYUSH DHIRAJ KARHADKAR	Type A	OBC	Not Applicable	Not Applicable	86.72	74.33	91.00	Received from CET Cell
1019	EN25348960	PATIL SHRADDHA VIPIN	Type A	SEBC	Not Applicable	Not Applicable	86.55	69.57	100.00	Received from CET Cell
1020	EN25163098	GANDHI GOVIND UDAY	Type A	Open	Not Applicable	Not Applicable	86.39	79.83	97.00	Received from CET Cell
1021	EN25135162	PENDHARE RAHUL PANDURANG	Type A	OBC	Not Applicable	Not Applicable	86.39	69.17	90.40	Received from CET Cell
1022	EN25276162	WARULE YASH SUDHAKAR	Type A	OBC	Not Applicable	Not Applicable	86.00	78.67	93.80	Received from CET Cell
1023	EN25162686	KUDALE REVAN PRASHANT	Type A	Open	Not Applicable	Not Applicable	85.91	54.67	83.80	Received from CET Cell
1024	EN25383471	AMAN SHRAVAN DUBEY	Type A	Open	Not Applicable	Not Applicable	85.85	66.20	69.33	Received from CET Cell
1025	EN25410915	SALUNKE SOHAM SANTOSH	Type A	Open	Not Applicable	Not Applicable	85.64	54.20	62.40	Received from CET Cell
1026	EN25365197	MANKAR VIPUL PRAVIN	Type A	OBC	Not Applicable	Not Applicable	85.52	91.50	95.00	Received from CET Cell
1027	EN25123815	GADALE SAYALI PRAKASH	Type A	OBC	Not Applicable	Not Applicable	85.19	69.50	75.83	Received from CET Cell
1028	EN25303077	RELEKAR SARVESH SACHIN	Type A	OBC	Not Applicable	Not Applicable	85.06	73.00	89.80	Received from CET Cell
1029	EN25208636	BARVE PARTH PRADIP	Type A	Open	Not Applicable	Not Applicable	84.97	76.00	86.80	Received from CET Cell
1030	EN25140001	SAI BALASAHEB GUNJAL	Type A	OBC	Not Applicable	Not Applicable	84.87	83.50	84.80	Received from CET Cell
1031	EN25200790	Siddhesh Anand Jadhav	Type A	OPEN	Not Applicable	Not Applicable	84.64	69.17	75.40	Applied At Institute
1032	EN25300913	NISHA SWAPAN MANDAL	Type A	Open	Not Applicable	Not Applicable	84.11	73.67	89.60	Received from CET Cell
1033	EN25181985	SANSKRITI S. RAWAT	Type A	Open	Not Applicable	Not Applicable	84.04	76.00	82.80	Received from CET Cell
1034	EN25312932	GANESHKAR OM ANIL	Type A	SEBC	Not Applicable	Not Applicable	83.21	82.67	94.40	Received from CET Cell
1035	EN25120974	KARDILE SIDHESHVAR SUBHASH	Type A	OBC	Not Applicable	Not Applicable	83.21	58.00	91.80	Received from CET Cell
1036	EN25387207	KUL HARSHAD MOHAN	Type A	Open	Not Applicable	Not Applicable	83.11	60.00	73.80	Received from CET Cell
1037	EN25344211	KALYAN YASHWANT SHINDE	Type A	SEBC	Not Applicable	Not Applicable	82.97	58.67	86.00	Received from CET Cell
1038	EN25291093	SHINDE SAMRUDDHI KULDEEP	Type A	Open	Not Applicable	Not Applicable	82.37	67.00	83.00	Received from CET Cell




Principal
Anantrao Pawar College of Engineering
& Research, Parvati, Pune - 9


General Secretary
Akhil Bharatiya Maratha Shikshan Parishad,
Pune-411009.


1039	EN25239758	PHORATE ROHIT SHARAD	Type A	SEBC	Not Applicable	Not Applicable	82.33	72.17	74.40	Received from CET Cell
1040	EN25281660	MATHPATI ASHUTOSH SANJIV	Type A	OBC	Not Applicable	Not Applicable	82.33	68.83	92.00	Received from CET Cell
1041	EN25171686	THORAT ADITYA BHAGWAT	Type A	SC	Not Applicable	Not Applicable	81.94	49.50	70.60	Applied At Institute
1042	EN25205397	KHAN AKMAL ATIK	Type A	Open	Not Applicable	Not Applicable	81.33	56.67	83.80	Received from CET Cell
1043	EN25236433	SHINDE ANUSHKA SANTOSH	Type A	OBC	Not Applicable	Not Applicable	81.28	84.17	96.00	Received from CET Cell
1044	EN25111719	SAIRAJ GAIKWAD	Type A	SEBC	Not Applicable	Not Applicable	81.20	70.20	81.20	Received from CET Cell
1045	EN25304507	ARYAN DILIPKUMAR VITKAR	Type A	Open	Not Applicable	Not Applicable	81.20	51.67	80.60	Received from CET Cell
1046	EN25186253	KHUNE ADITYA SHRINIWAS	Type A	SEBC	Not Applicable	Not Applicable	81.13	57.17	86.00	Received from CET Cell
1047	EN25207107	PRITHVI RAJESH RATKALKAR	Type A	Open	Not Applicable	Not Applicable	80.78	89.60	93.00	Received from CET Cell
1048	EN25268817	PATIL ABHAY UMESH	Type A	SEBC	Not Applicable	Not Applicable	80.78	69.83	90.00	Received from CET Cell
1049	EN25356356	VANVE KRANTI RAMESH	Type A	NT 3 (NT-D)	Not Applicable	Not Applicable	80.72	69.43	97.60	Received from CET Cell
1050	EN25179337	MAHESHWARI SHRUSHTI RAJESH	Type A	Open	Not Applicable	Not Applicable	80.60	64.00	89.40	Received from CET Cell
1051	EN25142112	PAWAR PRANAV SHREE	Type A	Open	Not Applicable	Not Applicable	80.60	55.17	85.20	Received from CET Cell
1052	EN25356759	SAKRATE RANVEER RAM	Type A	OPEN	Not Applicable	Not Applicable	80.00	68.00	82.60	Applied At Institute
1053	EN25243598	DHAVAL EADVAIT ULHAS	Type A	Open	Not Applicable	Not Applicable	79.99	66.00	72.00	Received from CET Cell
1054	EN25316118	PATIL TUSHAR BHAIYARAO	Type A	OBC	Not Applicable	Not Applicable	79.91	70.83	81.60	Received from CET Cell
1055	EN25378170	PAL KULDEEP RAMBHAJAN	Type A	Open	Not Applicable	Not Applicable	79.91	63.67	64.80	Received from CET Cell
1056	EN25144272	KANDALGAONKAR MADHUR RADHAKRISHN	Type A	Open	Not Applicable	Not Applicable	79.89	73.67	84.00	Received from CET Cell
1057	EN25335743	JADHAV SIDDHARTH AMAR	Type A	SEBC	Not Applicable	Not Applicable	79.89	67.83	75.40	Received from CET Cell
1058	EN25154038	SHRUSHTI TUKARAM BHANDWALKAR	Type A	Open	Not Applicable	Not Applicable	79.72	58.83	74.60	Received from CET Cell
1059	EN25172763	JADHAV AMOL NAVNATH	Type A	OBC	Not Applicable	Not Applicable	79.60	47.67	89.00	Received from CET Cell
1060	EN25278036	DISHANT DEEPAK MORE	Type A	NT-1	Not Applicable	Not Applicable	79.60	59.17	83.40	Applied At Institute
1061	EN25289265	ADITYA PRAMOD GAIKWAD	Type A	OPEN	Not Applicable	Not Applicable	79.37	77.67	90.80	Applied At Institute
1062	EN25111502	KRUPESH DILIP PATIL	Type A	Open	Not Applicable	Not Applicable	79.03	58.17	66.00	Received from CET Cell
1063	EN25147513	ARYAN AMRESH KUMAR	Type A	Open	Not Applicable	Not Applicable	78.84	75.83	84.00	Received from CET Cell
1064	EN25239614	SONAWANE SUMIT SHASHIKANT	Type A	OBC	Not Applicable	Not Applicable	78.67	85.33	93.00	Received from CET Cell
1065	EN25109823	NAWALE VALLARI SHRIKANT	Type A	Open	Not Applicable	Not Applicable	78.62	75.67	94.00	Received from CET Cell
1066	EN25258526	KANHERE RAJ AMOL	Type A	Open	Not Applicable	Not Applicable	78.62	70.67	92.20	Received from CET Cell
1067	EN25233916	KAWADE ANUSHKA AJIT	Type A	Open	Not Applicable	Not Applicable	78.61	83.17	84.00	Received from CET Cell
1068	EN25163861	YASHASVI N GANGWAR	Type A	Open	Not Applicable	Not Applicable	78.61	71.80	90.00	Received from CET Cell
1069	EN25246838	RUGVED YOGESH KAWRE	Type A	OPEN	Not Applicable	Not Applicable	78.61	60.50	67.00	Applied At Institute
1070	EN25127482	ANANYA SANJAY BHOSLE	Type A	OBC	Not Applicable	Not Applicable	78.55	56.83	85.40	Received from CET Cell
1071	EN25101937	AUSTIN RAPHAEL FRANK	Type A	Open	Not Applicable	Not Applicable	78.27	67.00	75.60	Received from CET Cell
1072	EN25384593	INGLE AMIT NANASAHEB	Type A	Open	Not Applicable	Not Applicable	78.24	78.83	89.00	Received from CET Cell
1073	EN25265924	SANSKAR SURESH DATIR	Type A	OBC	Not Applicable	Not Applicable	78.24	76.50	84.80	Received from CET Cell
1074	EN25318692	MORANDE RAJAVI SANDIP	Type A	OBC	Not Applicable	Not Applicable	78.01	81.00	79.80	Received from CET Cell
1075	EN25206557	PEARL TUSHAR PATEL	Type A	Open	Not Applicable	Not Applicable	77.95	79.33	82.50	Received from CET Cell
1076	EN25158854	SOMAVANSHI TEERTH PRASHANT	Type A	OBC	Not Applicable	Not Applicable	77.95	76.17	93.90	Received from CET Cell
1077	EN25261551	PAWAR ATHARVA BALU	Type A	SEBC	Not Applicable	Not Applicable	77.95	64.17	86.60	Received from CET Cell
1078	EN25207540	PAWAR DIPAK DATTATRAY	Type A	SBC	Not Applicable	Not Applicable	77.16	72.17	92.60	Received from CET Cell
1079	EN25105486	DETHE SRUSHTI BHAGWAN	Type A	SEBC	Not Applicable	Not Applicable	77.16	50.50	82.00	Received from CET Cell
1080	EN25125401	KHATODE ATHARVA UTTAM	Type A	OBC	Not Applicable	Not Applicable	77.01	71.67	83.00	Received from CET Cell
1081	EN25317128	GAIKWAD PARTH SANJAY	Type A	SEBC	Not Applicable	Not Applicable	77.01	67.50	90.00	Received from CET Cell
1082	EN25126825	DUMBRE YASHRAJ SHANTARAM	Type A	SEBC	Not Applicable	Not Applicable	77.01	65.33	86.40	Received from CET Cell
1083	EN25363719	Vedant Mahesh Pawar	Type A	OPEN	Not Applicable	Not Applicable	77.01	61.00	89.00	Applied At Institute



Principal
Anant Rao Pawar College of Engineering
& Research, Parvati, Pune - 9

General Secretary
Akhil Bharatiya Maratha Shiksha Parishad,
Pune-411009.

1084	EN25193394	GOLANDE HARSHAL RAVINDRA	Type A	OBC	Not Applicable	Not Applicable	76.93	83.50	91.60	Received from CET Cell
1085	EN25313879	PAWAR VISHWAJEET SACHIN	Type A	Open	Not Applicable	Not Applicable	76.93	51.50	60.20	Received from CET Cell
1086	EN25401694	KHEDKAR BHAKTI EKNATH	Type A	NT 3 (NT-D)	Not Applicable	Not Applicable	76.90	85.33	90.60	Received from CET Cell
1087	EN25138540	WADNERE TANISHQ KISHOR	Type A	Open	Not Applicable	Not Applicable	76.90	75.17	88.80	Received from CET Cell
1088	EN25132417	TAMBOLI REHAN MANSUR	Type A	OBC	Not Applicable	Not Applicable	76.90	56.00	85.80	Received from CET Cell
1089	EN25265668	MUTKULE VIREN SANTOSH	Type A	Open	Not Applicable	Not Applicable	76.77	78.17	86.20	Received from CET Cell
1090	EN25109837	SAMARTH SURESH SHETKAR	Type A	Open	Not Applicable	Not Applicable	76.77	63.67	81.80	Received from CET Cell
1091	EN25174065	DESALE JAYESH DHANARAJ	Type A	OBC	Not Applicable	Not Applicable	76.53	73.83	87.60	Received from CET Cell
1092	EN25143481	Vedant Sachin Kokitakar	Type A	OPEN	Not Applicable	Not Applicable	75.65	60.00	81.00	Applied At Institute
1093	EN25386475	POGHADE DATTA RAMU	Type A	Open	Not Applicable	Not Applicable	75.61	64.50	60.00	Received from CET Cell
1094	EN25210754	RODAGE PAVAN SIDDHESHWAR	Type A	Open	Not Applicable	Not Applicable	75.49	72.33	82.40	Received from CET Cell
1095	EN25255637	KHOMANE TANUSHKA LAXMAN	Type A	NT 2 (NT-C)	Not Applicable	Not Applicable	75.40	76.33	91.80	Received from CET Cell
1096	EN25315811	GHOLAP ATHARVA SHANKAR	Type A	Open	Not Applicable	Not Applicable	75.40	62.67	70.20	Received from CET Cell
1097	EN25322007	PAWAR SAI ARVIND	Type A	SEBC	Not Applicable	Not Applicable	75.40	57.67	95.20	Received from CET Cell
1098	EN25115286	ULLAL ADITYA ANANTH	Type A	Open	Not Applicable	Not Applicable	75.40	54.17	74.20	Received from CET Cell
1099	EN25285135	MANASVI NANDKUMAR WAYDANDE	Type A	SC	Not Applicable	Not Applicable	75.36	51.67	69.20	Received from CET Cell
1100	EN25265674	PRANAV GUNWANTRAO AGALE	Type B	SEBC	Not Applicable	Not Applicable	75.19	76.20	90.00	Received from CET Cell
1101	EN25248064	LANDE ANAND RAJESH	Type A	Open	Not Applicable	Not Applicable	75.17	69.83	92.00	Received from CET Cell
1102	EN25240538	ARYA VINOD ANANDPAWAR	Type A	SBC	Not Applicable	Not Applicable	75.16	62.00	63.20	Received from CET Cell
1103	EN25347407	GANESH BAPURAO DHAYAGUDE	Type A	NT 2 (NT-C)	Not Applicable	Not Applicable	74.98	53.67	77.20	Received from CET Cell
1104	EN25227520	INAMDAR RITESH GANESH	Type A	OBC	Not Applicable	Not Applicable	74.68	76.83	85.20	Received from CET Cell
1105	EN25117557	SOURABH UDDHAV SHINDE	Type A	Open	Not Applicable	Not Applicable	74.68	48.17	60.00	Received from CET Cell
1106	EN25338339	ASAD MAKSOOD SAYYED	Type A	Open	Not Applicable	Not Applicable	74.54	67.67	85.40	Received from CET Cell
1107	EN25357909	KARDILE MAULI SANTOSH	Type A	OBC	Not Applicable	Not Applicable	74.06	54.00	58.60	Received from CET Cell
1108	EN25241331	PRAVIN SHIVAJI KADU	Type A	SC	Not Applicable	Not Applicable	74.01	73.33	87.20	Received from CET Cell
1109	EN25200864	JOGUR AMRUTA MAHESH	Type A	Open	Not Applicable	Not Applicable	74.01	53.50	71.00	Received from CET Cell
1110	EN25352600	SHEKH MUSEF FARUKH	Type A	Open	Not Applicable	Not Applicable	73.80	70.00	75.80	Received from CET Cell
1111	EN25139370	OM PRAMOD SINHASANE	Type A	OBC	Not Applicable	Not Applicable	73.80	60.83	82.40	Received from CET Cell
1112	EN25273466	GHODAKE SHREENATH KAPIL	Type A	SC	Not Applicable	Not Applicable	73.75	42.67	65.60	Received from CET Cell
1113	EN25115191	KUNAL NANA THOSAR	Type A	OBC	Not Applicable	Not Applicable	73.63	51.17	69.00	Received from CET Cell
1114	EN25295950	SURADKAR ADITYA YUVRAJ	Type A	OBC	Not Applicable	Not Applicable	73.63	60.00	73.00	Received from CET Cell
1115	EN25249340	BAVKAR ADITI CHETAN	Type A	Open	Not Applicable	Not Applicable	73.62	56.83	81.60	Received from CET Cell
1116	EN25144463	SAMIR AHMED	Type A	Open	Not Applicable	Not Applicable	73.26	70.80	93.33	Received from CET Cell
1117	EN25114688	BHIVARKAR NIRANJAN ANKUSH	Type A	NT 2 (NT-C)	Not Applicable	Not Applicable	73.26	63.83	76.40	Received from CET Cell
1118	EN25104814	KUMBHAR ANIRUDDHA GANESH	Type A	Open	Not Applicable	Not Applicable	73.26	44.17	69.60	Received from CET Cell
1119	EN25281611	BAGADE OM PRAMOD	Type A	OBC	Not Applicable	Not Applicable	73.13	54.67	87.60	Received from CET Cell
1120	EN25348373	MOTKAR SHIVAM SHAHADEV	Type A	OBC	Not Applicable	Not Applicable	72.89	72.50	90.00	Received from CET Cell
1121	EN25257482	GAURAV RAHUL KHARADE	Type A	OBC	Not Applicable	Not Applicable	72.89	54.33	79.20	Received from CET Cell
1122	EN25145188	RUTURAJ RAMRAO DESHMUKH	Type A	Open	Not Applicable	Not Applicable	72.74	67.17	92.20	Received from CET Cell
1123	EN25273008	KATORE APURVA ASHOKRAO	Type A	SEBC	Not Applicable	Not Applicable	72.74	66.67	87.33	Received from CET Cell
1124	EN25306265	GHODMARE GUNJAN CHANDRAKANT	Type A	OBC	Not Applicable	Not Applicable	72.74	65.83	85.40	Received from CET Cell
1125	EN25415056	VISHAL KAILAS TAUR	Type A	SC	Not Applicable	Not Applicable	72.74	39.83	55.80	Received from CET Cell
1126	EN25360882	LAJURKAR KARTIK NAGAJI	Type A	Open	Not Applicable	Not Applicable	72.67	63.17	84.00	Received from CET Cell
1127	EN25147192	PAL RISHABH GIRISH	Type A	SC	Not Applicable	Not Applicable	72.67	57.67	65.66	Received from CET Cell
1128	EN25358057	AMBHORE RAJESH SAHEBRAO	Type A	SC	Not Applicable	Not Applicable	71.85	83.33	93.66	Received from CET Cell



Principal 09-08-25
Anant Rao Pawar College of Engineering
& Research, Parvati, Pune - 9

General Secretary
Akhil Bharatiya Maratha Shikshan Parishad,
Pune-411009.


1129	EN251333348	Gunjan borkar	Type A	SC	Not Applicable	Not Applicable	71.84	68.50	64.00	Applied At Institute
1130	EN25158529	PATIL JAYKUMAR RAHUL	Type A	OBC	Not Applicable	Not Applicable	71.82	68.50	71.00	Received from CET Cell
1131	EN25205772	NIKAM ADITYA NITIN	Type A	OBC	Not Applicable	Not Applicable	71.66	63.33	68.00	Received from CET Cell
1132	EN25281829	BAGADE AADITI SACHIN	Type A	OBC	Not Applicable	Not Applicable	71.66	57.83	82.20	Received from CET Cell
1133	EN25242679	CHOUDHARI AARYAN VITTHAL	Type A	Open	Not Applicable	Not Applicable	71.58	75.50	85.80	Received from CET Cell
1134	EN25389040	MAGAR AMIT UMESH	Type A	Open	Not Applicable	Not Applicable	71.58	68.00	69.80	Received from CET Cell
1135	EN25362648	DALVI PRAJAKTA PARSHURAM	Type A	Open	Not Applicable	Not Applicable	71.58	64.50	79.40	Received from CET Cell
1136	EN25130408	DEV ANIL KUMAR TIWARI	Type A	Open	Not Applicable	Not Applicable	71.58	49.67	70.40	Received from CET Cell
1137	EN25290745	PAUL SATHI SHYAMAL	Type A	Open	Not Applicable	Not Applicable	71.56	74.50	91.00	Received from CET Cell
1138	EN25377381	SARTAPE SUYASH AMIT	Type A	SC	Not Applicable	Not Applicable	71.56	64.33	69.80	Received from CET Cell
1139	EN25335372	GHATAGE MANTHAN MAHESH	Type A	SEBC	Not Applicable	Not Applicable	71.56	56.17	60.80	Received from CET Cell
1140	EN25374355	ROHIT MAROTI PHAD	Type A	NT 3 (NT-D)	Not Applicable	Not Applicable	71.48	83.83	94.60	Received from CET Cell
1141	EN25299857	WAYBHAT VEDANT MAHADEV	Type A	Open	Not Applicable	Not Applicable	71.48	73.17	88.20	Received from CET Cell
1142	EN25235304	SHRAVANI SACHIN SHINDE	Type A	SC	Not Applicable	Not Applicable	71.48	55.00	48.60	Received from CET Cell
1143	EN25162336	KAUSHIK MANOJ NASHIKKAR	Type A	OBC	Not Applicable	Not Applicable	71.17	60.00	82.00	Received from CET Cell
1144	EN25139804	CHAUDHARI NISHAD MAHENDRA	Type A	SEBC	Not Applicable	Not Applicable	71.17	53.67	70.80	Received from CET Cell
1145	EN25334606	YASH JAWAHAR MALI	Type A	Open	Not Applicable	Not Applicable	71.17	52.67	76.00	Received from CET Cell
1146	EN25126496	SARVESH SUDHIR NANKAR	Type A	OBC	Not Applicable	Not Applicable	71.10	82.33	56.80	Received from CET Cell
1147	EN25326337	MORE KRUSHNA LAXMAN	Type A	SEBC	Not Applicable	Not Applicable	71.10	66.00	80.60	Received from CET Cell
1148	EN25184568	SIMRA AHMED	Type A	Open	Not Applicable	Not Applicable	70.75	80.60	88.83	Received from CET Cell
1149	EN25236635	KAKADE YASHODA MUKESH	Type A	Open	Not Applicable	Not Applicable	70.75	61.00	78.60	Received from CET Cell
1150	EN25197198	RAJ MAHESH SHINGARE	Type A	NT 1 (NT-B)	Not Applicable	Not Applicable	70.75	56.83	81.20	Received from CET Cell
1151	EN25406355	SUROSHE SUMIT SANJAY	Type A	NT 2 (NT-C)	Not Applicable	Not Applicable	70.50	54.17	65.60	Received from CET Cell
1152	EN25158166	HATIM HOZEFA BHORI	Type A	Open	Not Applicable	Not Applicable	70.26	64.50	90.00	Received from CET Cell
1153	EN25263604	SEJAL MANOJ KUMAR YADAV	Type A	Open	Not Applicable	Not Applicable	70.26	59.60	71.40	Received from CET Cell
1154	EN25165150	INGLE RITESH GAJANAN	Type A	OBC	Not Applicable	Not Applicable	70.20	68.00	87.60	Received from CET Cell
1155	EN25341680	PANDIT ANJALI RAJESH	Type A	SC	Not Applicable	Not Applicable	70.20	54.17	72.80	Received from CET Cell
1156	EN25284086	NAWALE SWARA SHIVAJIRAO	Type A	Open	Not Applicable	Not Applicable	69.89	60.00	91.40	Received from CET Cell
1157	EN25102735	MAYURI LAXMAN DHANAK	Type A	NT 2 (NT-C)	Not Applicable	Not Applicable	69.89	51.00	71.00	Received from CET Cell
1158	EN25147663	KEVINA ZARIR PATEL	Type A	Open	Not Applicable	Not Applicable	69.85	82.20	94.20	Received from CET Cell
1159	EN25356776	GAVADE VEDANT VISHNUDAS	Type A	NT 2 (NT-C)	Not Applicable	Not Applicable	69.85	63.50	79.00	Received from CET Cell
1160	EN25412208	DHULE PIYUSH DNYANESHWAR	Type A	Open	Not Applicable	Not Applicable	69.85	58.33	52.80	Received from CET Cell
1161	EN25289991	MORE MADHURA DINESH	Type A	OBC	Not Applicable	Not Applicable	69.49	76.00	90.60	Received from CET Cell
1162	EN25248033	ANIKET SANTOSH DESHMUKH	Type A	Open	Not Applicable	Not Applicable	69.46	60.00	86.20	Received from CET Cell
1163	EN25146898	SANGALE ATHARVA MUKUND	Type A	OBC	Not Applicable	Not Applicable	69.46	50.00	82.40	Received from CET Cell
1164	EN25121192	BHAVESH VIJAY CHITRIV	Type A	OBC	Not Applicable	Not Applicable	69.33	62.17	80.60	Received from CET Cell
1165	EN25314200	PAWAR VAISHNAVI BABULAL	Type A	DT/VJ	Not Applicable	Not Applicable	69.33	54.67	85.80	Received from CET Cell
1166	EN25181464	KUTE SRUSHTI SANTOSH	Type A	SEBC	Not Applicable	Not Applicable	69.22	89.17	92.60	Received from CET Cell
1167	EN25245009	SHIVRAJ HANUMANT KANGUDE	Type A	Open	Not Applicable	Not Applicable	69.22	70.83	88.00	Received from CET Cell
1168	EN25165889	SHAIKH Aaftab ShaiKH ISMAIL	Type A	OBC	Not Applicable	Not Applicable	69.10	76.50	90.80	Received from CET Cell
1169	EN25355960	PHIRKE NISARG SATISH	Type A	Open	Not Applicable	Not Applicable	69.10	68.17	84.83	Received from CET Cell
1170	EN25100383	SHOZAB ALI TABISH SHAIKH	Type A	Open	Not Applicable	Not Applicable	69.10	65.20	74.00	Received from CET Cell
1171	EN25165207	SANSKAR GANESH GAIKWAD	Type A	Open	Not Applicable	Not Applicable	68.96	72.00	78.80	Received from CET Cell
1172	EN25386260	CHAVAN TEJAS BABURAO	Type A	Open	Not Applicable	Not Applicable	68.96	67.33	82.00	Received from CET Cell
1173	EN25241200	RAJPUROHIT ANURAGSINGH ASUSINGH	Type A	Open	Not Applicable	Not Applicable	68.96	65.67	83.80	Received from CET Cell



Principal
Anantrao Pawar College of Engineering
& Research, Parvati, Pune - 9

General Secretary
Akhil Bharatiya Maratha Shikshan Parishad,
Pune-411009.


1174	EN25332111	SARVI SHEKHAR KUMBHAR	Type A	OBC	Not Applicable	Not Applicable	68.96	49.00	71.40	Received from CET Cell
1175	EN25189982	BANDAL PRARTHANA NANDKUMAR	Type A	OBC	Not Applicable	Not Applicable	68.87	77.83	85.20	Received from CET Cell
1176	EN25359850	SONKAMBLE SNEHAL MADHAV	Type A	SC	Not Applicable	Not Applicable	68.87	55.33	63.60	Received from CET Cell
1177	EN25388694	MADIHA NISAR BIDRI	Type A	OBC	Not Applicable	Not Applicable	68.47	63.67	85.80	Received from CET Cell
1178	EN25180005	SANSKAR JAYHIND MULE	Type A	SEBC	Not Applicable	Not Applicable	68.47	49.67	82.20	Received from CET Cell
1179	EN25212230	JADHAV SAI KISHOR	Type A	SEBC	Not Applicable	Not Applicable	68.38	62.33	95.40	Received from CET Cell
1180	EN25284761	RAJESH RAMDAS MARWADE	Type A	Open	Not Applicable	Not Applicable	68.24	84.33	81.60	Received from CET Cell
1181	EN25233612	DESHMUKH TANISHKA GAJANAN	Type A	NT 2 (NT-C)	Not Applicable	Not Applicable	68.12	64.00	88.00	Received from CET Cell
1182	EN25236408	NALAWADE SIDDHI INDRAJIT	Type A	SEBC	Not Applicable	Not Applicable	68.11	71.83	71.00	Received from CET Cell
1183	EN25339739	NAVALE ADITYA SHIRISH	Type A	Open	Not Applicable	Not Applicable	67.82	62.60	91.80	Received from CET Cell
1184	EN25307326	BANGAR ROHIT RAJENDRA	Type A	NT 3 (NT-D)	Not Applicable	Not Applicable	67.82	76.67	84.40	Received from CET Cell
1185	EN25269260	MOMIN ADIL ABDULVAHAB	Type A	OBC	Not Applicable	Not Applicable	67.82	64.67	72.00	Received from CET Cell
1186	EN25161641	SHELAR TANAY GANESH	Type A	Open	Not Applicable	Not Applicable	67.82	53.17	63.60	Received from CET Cell
1187	EN25318011	PATIL SANDESH VILAS	Type A	OBC	Not Applicable	Not Applicable	67.22	68.67	92.40	Received from CET Cell
1188	EN25219140	Yuvraj Dada Patil	Type A	SEBC	Not Applicable	Not Applicable	67.14	72.17	88.20	Applied At Institute
1189	EN25174056	AWAGHADE TANUJ SATISH	Type A	OBC	Not Applicable	Ex Service Personnel Defence Candidate - (Def-1)	66.95	80.83	96.20	Received from CET Cell
1190	EN25362282	KALE SANGRAM JALINDAR	Type A	OBC	Not Applicable	Not Applicable	66.95	67.17	74.40	Received from CET Cell
1191	EN25307945	CHAUDHARI SAMRUDDHI SANTOSH	Type A	OBC	Not Applicable	Not Applicable	66.90	82.50	86.60	Received from CET Cell
1192	EN25339352	JADHAV ADITYA JAGANNATH	Type A	OBC	Not Applicable	Not Applicable	66.90	75.50	89.20	Received from CET Cell
1193	EN25200510	PURVA SANTOSH SHEDGE	Type A	Open	Not Applicable	Not Applicable	66.90	60.00	72.40	Received from CET Cell
1194	EN25362012	Anand Dinesh Kad	Type A	OPEN	Not Applicable	Not Applicable	66.90	53.83	69.60	Applied At Institute
1195	EN25101450	ANKITA ABASAHEB YADAV	Type A	SEBC	Not Applicable	Not Applicable	66.43	63.50	76.00	Received from CET Cell
1196	EN25294984	MOTE ANUSHKA RADHAKISAN	Type A	OBC	Not Applicable	Not Applicable	66.43	58.67	61.60	Received from CET Cell
1197	EN25285010	THITE SHRINIVAS DATTATRAY	Type A	SEBC	Not Applicable	Not Applicable	66.39	55.00	68.40	Received from CET Cell
1198	EN25101155	BHOSALE SAIRAJ ANAND	Type A	Open	Not Applicable	Not Applicable	66.39	49.50	61.66	Received from CET Cell
1199	EN25195647	PURVA NILIMA CHAUDHARI	Type A	OBC	Not Applicable	Not Applicable	66.38	68.83	75.60	Received from CET Cell
1200	EN25273410	SHINDE ARYAN VISHAL	Type A	SC	Not Applicable	Not Applicable	66.17	62.50	69.16	Received from CET Cell
1201	EN25113686	PRITHVIRAJ VAIBHAV SHINDE	Type A	SEBC	Not Applicable	Not Applicable	65.85	75.83	82.20	Received from CET Cell
1202	EN25110234	KONDHALKAR RIYA ANIL	Type A	Open	Not Applicable	Not Applicable	65.85	51.50	74.40	Received from CET Cell
1203	EN25391261	Atharva Ganesh Nikam	Type A	SEBC	Not Applicable	Not Applicable	65.84	60.00	85.40	Applied At Institute
1204	EN25287193	KOLAMBE MANAS BHUSHAN	Type A	OBC	Not Applicable	Not Applicable	65.67	83.50	70.60	Received from CET Cell
1205	EN25372822	RAUT SHRUTI JAYVANT	Type A	Open	Not Applicable	Not Applicable	65.67	82.17	86.20	Received from CET Cell
1206	EN25103402	VAISHNAVI ARJUN NIKAM	Type A	SEBC	Not Applicable	Not Applicable	65.63	64.50	93.20	Received from CET Cell
1207	EN25115287	SAEE CHAITANYA SHETE	Type A	Open	Not Applicable	Not Applicable	65.63	59.40	95.00	Received from CET Cell
1208	EN25368628	KHANDARE SANSKRUTI AVINASH	Type A	OBC	Not Applicable	Not Applicable	65.52	70.67	79.00	Received from CET Cell
1209	EN25223366	WANKHEDE NAYAN SHAIKESH	Type A	OBC	Not Applicable	Not Applicable	65.52	54.67	66.40	Received from CET Cell
1210	EN25207518	SHELKE SIDDHI AVINASH	Type A	OBC	Not Applicable	Not Applicable	65.52	50.83	85.00	Received from CET Cell
1211	EN25306743	TANISHQ ABHIJIT BAGADE	Type A	OBC	Not Applicable	Not Applicable	65.31	61.60	81.40	Received from CET Cell
1212	EN25335689	SARVESH SANTOSH KHOSE	Type A	Open	Not Applicable	Not Applicable	64.71	75.33	90.66	Received from CET Cell
1213	EN25332936	PRANAV KIRAN UNDRE	Type A	Open	Not Applicable	Not Applicable	64.71	67.00	87.20	Received from CET Cell
1214	EN25386901	MATE ABHISHEK KISAN	Type A	SEBC	Not Applicable	Not Applicable	64.39	71.50	74.20	Received from CET Cell
1215	EN25205281	DESHMUKH ARYAN NITIN	Type A	Open	Not Applicable	Not Applicable	64.39	55.50	61.80	Received from CET Cell
1216	EN25197414	JOYA HUSEN PINJARI	Type A	OBC	Not Applicable	Not Applicable	64.35	62.00	84.60	Received from CET Cell
1217	EN25323184	AKHIL PANDURANG BARATE	Type A	OBC	Not Applicable	Not Applicable	64.35	60.00	67.00	Received from CET Cell



Principal 09-03-25
Anantrao Pawar College of Engineering
& Research, Parvati, Pune - 9

General Secretary
Akhil Bharatiya Maratha Shikshan Parishad,
Pune-411009.

1210	EN25408523	MITBHAJ RAJESH GEDIYA	Type A	Open	Not Applicable	Not Applicable	64.55	49.67	78.60	Received from CET Cell
1219	EN25349905	TANGADE CHAITANAYA RAMESHWAR	Type A	OBC	Not Applicable	Not Applicable	64.26	81.00	85.20	Received from CET Cell
1220	EN25196860	Ashutosh Mangesh Rane	Type A	OBC	Not Applicable	Not Applicable	64.26	43.33	54.80	Applied At Institute
1221	EN25180641	GODSE SANIKA NITIN	Type A	OBC	Not Applicable	Not Applicable	63.65	45.17	73.60	Applied At Institute
1222	EN25242693	PRATHMESH SANJAY DEORE	Type A	OBC	Not Applicable	Not Applicable	63.65	73.00	87.80	Received from CET Cell
1223	EN25174066	VEDIKA KISAN BIDWAI	Type A	OBC	Not Applicable	Not Applicable	63.65	73.00	86.80	Received from CET Cell
1224	EN25101355	NISHAD SACHIN VINODKUMAR	Type A	Open	Not Applicable	Not Applicable	63.58	59.00	89.40	Received from CET Cell
1225	EN25164669	BANKAR ASHISH VISHNU	Type A	OBC	Not Applicable	Not Applicable	63.58	53.17	68.00	Received from CET Cell
1226	EN25375955	PARIHAR GAYATRI LAXMAN	Type A	DT/VJ	Not Applicable	Not Applicable	63.47	89.50	93.80	Received from CET Cell
1227	EN25229086	GHOLAP ANURADHA HARIDAS	Type A	OBC	Not Applicable	Not Applicable	63.47	63.33	78.40	Received from CET Cell
1228	EN25187419	PRATHAMESH SAHEBRAO HARAL	Type A	NT 2 (NT-C)	Not Applicable	Not Applicable	63.40	57.83	44.80	Received from CET Cell
1229	EN25160637	MANISH MADHUKAR SONDKAR	Type A	SC	Not Applicable	Not Applicable	63.40	56.83	60.00	Received from CET Cell
1230	EN25238254	TARKUNDE PRITHVI MANDAR	Type A	Open	Not Applicable	Not Applicable	63.29	68.67	87.20	Received from CET Cell
1231	EN25137666	SEVEWAR SHIVAM ANIL	Type A	OBC	Not Applicable	Not Applicable	63.29	52.83	79.00	Received from CET Cell
1232	EN25117293	VAISHNAVI ARUN GAIKWAD	Type A	OBC	Not Applicable	Not Applicable	63.20	73.67	79.00	Received from CET Cell
1233	EN25325179	YADAV SHWETA SANTAJI	Type A	SEBC	Not Applicable	Not Applicable	63.20	71.50	88.00	Received from CET Cell
1234	EN25286768	ZINJURDE SANDESH BAPU	Type A	SEBC	Not Applicable	Not Applicable	63.20	58.33	76.00	Received from CET Cell
1235	EN25248332	HIMANSHU MURLIDHAR MAHAJAN	Type B	OBC	Not Applicable	Not Applicable	62.86	81.83	82.20	Received from CET Cell
1236	EN25402900	MOHIT MANOHAR CHAVAN	Type A	Open	Not Applicable	Not Applicable	62.86	77.00	84.00	Received from CET Cell
1237	EN25119066	SARTHAK PRAVIN TAMBE	Type A	Open	Not Applicable	Not Applicable	62.86	62.50	80.00	Received from CET Cell
1238	EN25188784	CHOPADA NIRAV DINESH	Type A	Open	Not Applicable	Not Applicable	62.86	60.67	84.40	Received from CET Cell
1239	EN25241841	BHANDEKAR GAURI SANTOSH	Type A	OBC	Not Applicable	Not Applicable	62.86	53.83	64.16	Received from CET Cell
1240	EN25317691	KARAN RAMESHWAR HIWALE	Type A	SC	Not Applicable	Not Applicable	62.14	80.67	80.40	Received from CET Cell
1241	EN25152174	TAPLA VAIBHAVI VINOD	Type A	SC	Not Applicable	Not Applicable	62.14	53.50	79.60	Received from CET Cell
1242	EN25112129	KANE ATHARAV AJIT	Type A	OBC	Not Applicable	Not Applicable	62.14	62.50	88.20	Received from CET Cell
1243	EN25238358	BAGAL SNEHAL RAVIKIRAN	Type A	Open	Not Applicable	Not Applicable	62.14	60.50	73.80	Received from CET Cell
1244	EN25255736	JADHAV SANIKA ASHOK	Type A	Open	Not Applicable	Not Applicable	62.06	66.17	84.00	Received from CET Cell
1245	EN25188603	BHOSALE SAVANI ANIKET	Type A	SEBC	Not Applicable	Not Applicable	62.06	62.17	86.40	Received from CET Cell
1246	EN25152746	PAITHANE SHREYAS ROHAN	Type A	Open	Not Applicable	Not Applicable	62.06	52.50	75.20	Received from CET Cell
1247	EN25100485	APOORVA MURLIDHAR REWATKAR	Type A	OBC	Not Applicable	Not Applicable	61.80	70.33	82.60	Received from CET Cell
1248	EN25189632	BORADE ROHAN SANDIPAN	Type A	SEBC	Not Applicable	Not Applicable	61.80	50.83	69.40	Received from CET Cell
1249	EN25121380	RUTURAJ VIJAY ADE	Type A	Open	Not Applicable	Not Applicable	61.68	44.17	71.80	Received from CET Cell
1250	EN25246870	SHIRKE NILAY SACHIN	Type A	OPEN	Not Applicable	Not Applicable	61.56	57.83	80.40	Applied At Institute
1251	EN25176033	KAWADE AYUSHI KIRAN	Type A	OBC	Not Applicable	Not Applicable	61.13	79.67	92.60	Received from CET Cell
1252	EN25113554	SURAJ SUBHASH SANAP	Type A	NT 3 (NT-D)	Not Applicable	Not Applicable	60.91	79.83	85.60	Received from CET Cell
1253	EN25354786	GADEKAR PRASAD DNYANDEO	Type A	OBC	Not Applicable	Not Applicable	60.91	62.83	93.20	Received from CET Cell
1254	EN25279011	SUFIYAN ALLABAKASH TAMBOLI	Type A	Open	Not Applicable	Not Applicable	60.88	68.67	53.60	Received from CET Cell
1255	EN25293167	CHOUDHARI KRUSHNA VAIJANATHRAO	Type A	SEBC	Not Applicable	Not Applicable	60.88	68.50	93.00	Received from CET Cell
1256	EN25346639	KRISHNA ANAND MARCHATTIWAR	Type B	Open	Not Applicable	Not Applicable	60.88	56.60	73.16	Received from CET Cell
1257	EN25408546	KONDE CHIRANJIVI MUKUND	Type A	Open	Not Applicable	Not Applicable	60.88	52.33	64.00	Received from CET Cell
1258	EN25396498	BABAR MAYUR JITENDRA	Type A	Open	Not Applicable	Not Applicable	60.63	55.17	78.60	Received from CET Cell
1259	EN25288884	BHISE SANKET YOGAJI	Type A	ST	Not Applicable	Not Applicable	60.63	55.17	63.66	Received from CET Cell
1260	EN25138386	SWAMI ABHISHEK MALLIKARJUN	Type A	OBC	Not Applicable	Not Applicable	60.32	70.67	86.20	Received from CET Cell
1261	EN25193591	SANYOGITA BHARAT DAMODARE	Type A	SC	Not Applicable	Not Applicable	60.32	51.67	73.80	Received from CET Cell
1262	EN25406411	RODE PRATHAMESH NANDKUMAR	Type A	Open	Not Applicable	Not Applicable	60.32	48.50	66.00	Received from CET Cell



[Signature]
Principal
Anant Rao Pawar College of Engineering
& Research, Parvati, Pune - 9

[Signature]
General Secretary
Akhil Bharatiya Maratha Shikshan Parishad,
Pune-411009.


1263	EN25377763	KHOPADE AADITI SANTOSH	Type A	OPEN	Not Applicable	Not Applicable	60.25	66.00	86.20	Applied At Institute
1264	EN25205311	SHILIMKAR NEERAJ AJAY	Type A	Open	Not Applicable	Not Applicable	60.25	57.67	62.20	Received from CET Cell
1265	EN25308999	BHAKRE PRATHMESH TUSHAR	Type A	Open	Not Applicable	Not Applicable	59.96	67.50	81.16	Received from CET Cell
1266	EN25234665	ARYAN RAJESH NAGUL	Type A	Open	Not Applicable	Not Applicable	59.32	70.50	78.60	Received from CET Cell
1267	EN25163376	SURAJ RAMDAS AWAKALE	Type A	Open	Not Applicable	Not Applicable	59.32	53.33	71.20	Received from CET Cell
1268	EN25290627	SAMRUDDHI VINAYAK KOLI	Type A	Open	Not Applicable	Not Applicable	59.28	65.00	84.40	Received from CET Cell
1269	EN25141845	YADAV AMAN RAMPRATAP	Type A	Open	Not Applicable	Not Applicable	59.28	64.17	82.20	Received from CET Cell
1270	EN25386976	GADHAVE DNYANDEEP MAHADEV	Type A	SEBC	Not Applicable	Not Applicable	59.18	50.33	69.20	Received from CET Cell
1271	EN25130719	BORKAR SOHAM SUBHASH	Type A	OBC	Not Applicable	Not Applicable	59.18	46.33	81.20	Received from CET Cell
1272	EN25350825	MAYURI DEEPAK CHAVHAN	Type A	OBC	Not Applicable	Ex Service Personnel Defence Candidate - (Def-1)	58.90	66.50	68.33	Received from CET Cell
1273	EN25149498	PRANAY RAJENDRA SAWARKAR	Type A	OBC	Not Applicable	Not Applicable	58.90	57.83	83.60	Received from CET Cell
1274	EN25205234	ATHARVA RAJKUMAR ANDHALE	Type A	NT 1 (NT-B)	Not Applicable	Not Applicable	58.90	50.83	64.80	Received from CET Cell
1275	EN25197426	Tadga Kadambari Mohan	Type A	SEBC	Not Applicable	Not Applicable	58.89	71.00	67.00	Applied At Institute
1276	EN25207079	Omkar navnath fand	Type A	SEBC	Not Applicable	Not Applicable	58.85	70.33	92.40	Applied At Institute
1277	EN25108325	YASH DIGAMBAR AIWALE	Type A	Open	Not Applicable	Not Applicable	58.85	64.60	78.00	Received from CET Cell
1278	EN25120057	BRAMHANE APURVA VILAS	Type A	SC	Not Applicable	Not Applicable	58.69	74.33	70.00	Received from CET Cell
1279	EN25124582	PARTH SACHIN DESHMUKH	Type A	Open	Not Applicable	Not Applicable	58.69	70.83	86.60	Received from CET Cell
1280	EN25334440	SANSKRITI PRASHANT MALANGAVE	Type A	Open	Not Applicable	Not Applicable	58.44	57.83	84.20	Received from CET Cell
1281	EN25139475	AMIT NAGARAJ DEORE	Type A	OBC	Not Applicable	Not Applicable	58.22	61.00	79.00	Received from CET Cell
1282	EN25207528	KOHINKAR JAY SAHEBRAO	Type A	Open	Not Applicable	Not Applicable	58.22	57.50	89.40	Received from CET Cell
1283	EN25361823	AARYA CHANDRAKANT DHAGE	Type A	SEBC	Not Applicable	Not Applicable	57.82	66.17	89.00	Received from CET Cell
1284	EN25151274	AMEYA VIVEK CHAUDHARI	Type A	Open	Not Applicable	Not Applicable	57.62	70.00	88.10	Received from CET Cell
1285	EN25107281	RAMKRISHNA SHIVAJI KALMUKLE	Type A	OBC	Not Applicable	Not Applicable	57.62	47.17	73.80	Received from CET Cell
1286	EN25168276	MOGAL KRUSHNA DNYANESHWAR	Type A	SEBC	Not Applicable	Not Applicable	57.54	80.00	78.60	Received from CET Cell
1287	EN25412644	VEDASHRI SANTOSH CHINCHOLKAR	Type A	Open	Not Applicable	Not Applicable	57.54	47.50	81.20	Received from CET Cell
1288	EN25343270	GAWALE SOMESH SHANKAR	Type A	SC	Not Applicable	Not Applicable	57.44	80.33	59.00	Received from CET Cell
1289	EN25314215	JAGTAP YASHRAJ RAJENDRA	Type A	Open	Not Applicable	Not Applicable	57.01	65.83	90.80	Received from CET Cell
1290	EN25278084	PAKDANE PRIYANSHI SHIVAJI	Type A	OBC	Not Applicable	Not Applicable	56.84	65.33	87.60	Received from CET Cell
1291	EN25306839	VINEET GAJANAN LONBALE	Type A	OBC	Not Applicable	Not Applicable	56.84	62.83	77.40	Received from CET Cell
1292	EN25371475	KOSHTI ANISH ARUN	Type A	SBC	Not Applicable	Not Applicable	56.84	58.67	76.40	Received from CET Cell
1293	EN25105069	Sakpal Siddhi Kamlesh	Type A	OPEN	Not Applicable	Not Applicable	56.84	52.83	68	Applied At Institute
1294	EN25324211	GHOLAP PRIYANKA SACHIN	Type A	Open	Not Applicable	Not Applicable	56.62	66.00	81.60	Received from CET Cell
1295	EN25231526	SOURAV BAPURAO LONDHE	Type A	SEBC	Not Applicable	Not Applicable	56.50	74.00	64.00	Received from CET Cell
1296	EN25266394	VITHABAI DUNDAPPA PUJARI	Type A	NT 2 (NT-C)	Not Applicable	Not Applicable	56.50	62.33	69.80	Received from CET Cell
1297	EN25124166	AMRUTKAR YASHSHRI NITIN	Type A	OBC	Not Applicable	Not Applicable	56.29	80.50	94.80	Received from CET Cell
1298	EN25305306	SWARANJALI JALINDAR GAVALI	Type A	OBC	Not Applicable	Not Applicable	56.29	70.00	88.00	Received from CET Cell
1299	EN25139801	VEDANT RAKESH ATOLE	Type A	NT 2 (NT-C)	Not Applicable	Not Applicable	55.94	71.80	72.66	Received from CET Cell
1300	EN25415028	AADESH BALASAHEB RAYKAR	Type A	Open	Not Applicable	Not Applicable	55.94	70.67	85.20	Received from CET Cell
1301	EN25280035	MURADE ABHIJEET GANESHESING	Type A	DT/VJ	Not Applicable	Not Applicable	55.64	75.67	82.00	Received from CET Cell
1302	EN25389682	KAMALKAR SAINATH SHASHERAO	Type A	SC	Not Applicable	Not Applicable	55.64	61.17	84.40	Received from CET Cell
1303	EN25322883	BHISE GAJANAN GANGADHAR	Type A	ST	Not Applicable	Not Applicable	55.64	57.17	74.33	Received from CET Cell
1304	EN25356818	SHAH PUNIT RAMESH	Type A	Open	Not Applicable	Not Applicable	55.49	57.17	73.20	Received from CET Cell
1305	EN25118196	DIVYA PANDURANG RODGE	Type A	Open	Not Applicable	Not Applicable	55.27	83.00	96.00	Received from CET Cell
1306	EN25290804	KUMBHAR VIDHI RAJ	Type A	OBC	Not Applicable	Not Applicable	55.27	63.67	90.00	Received from CET Cell



Principal 09-09-25
Anant Rao Pawar College of Engineering
& Research, Parvati, Pune - 9

General Secretary
Akhil Bharatiya Maratha Shikshan Parishad,
Pune-411009.


1307	EN25269272	Bh. DR PRANAV SANJAY	Type A	OBC	Not Applicable	Not Applicable	55.27	61.33	79.00	Received from CET Cell
1308	EN25280741	BELURKAR YASH KIRANRAO	Type A	Open	Not Applicable	Not Applicable	55.27	55.33	89.20	Received from CET Cell
1309	EN25396499	SHIVANI RAJENDRA KOKATE	Type A	Open	Not Applicable	Not Applicable	55.27	46.67	91.20	Received from CET Cell
1310	EN25270077	SNEHA KESHAV KAMBLE	Type A	SC	Not Applicable	Not Applicable	54.59	83.00	88.00	Received from CET Cell
1311	EN25339405	KHARAT SUMIT NANA	Type A	NT 2 (NT-C)	Not Applicable	Not Applicable	54.59	80.83	80.00	Received from CET Cell
1312	EN25412063	NEVALE NIKUNJ RAJENDRA	Type A	SC	Not Applicable	Not Applicable	54.59	68.50	92.60	Received from CET Cell
1313	EN25173550	ADHAV VIVEK BAPUJI	Type A	SEBC	Not Applicable	Not Applicable	54.59	68.33	87.60	Received from CET Cell
1314	EN25256924	SABALE PRUTHVIRAJ SADANAND	Type A	SEBC	Not Applicable	Not Applicable	54.59	66.50	93.00	Received from CET Cell
1315	EN25237651	SHAIKH AMAN ARIF	Type A	Open	Not Applicable	Not Applicable	54.59	60.00	90.00	Received from CET Cell
1316	EN25312736	SHREYA GANESH KALE	Type A	Open	Not Applicable	Not Applicable	54.59	58.67	78.20	Received from CET Cell
1317	EN25156845	PATIL SHRAVANI SHRIDHAR	Type A	Open	Not Applicable	Not Applicable	54.43	71.67	72.80	Received from CET Cell
1318	EN25368759	BHADGAONKAR UMAR IRSHAD	Type A	Open	Not Applicable	Not Applicable	54.15	84.33	87.40	Received from CET Cell
1319	EN25266455	SHUBHAM KAILASH PANSARE	Type A	SEBC	Not Applicable	Not Applicable	54.15	69.83	75.40	Received from CET Cell
1320	EN25260335	Jankar Kartiki Raghunath	Type A	NT-C	Not Applicable	Not Applicable	54.15	64.33	82.80	Applied At Institute
1321	EN25106883	DHANORE ADITYA VINAYAK	Type A	Open	Not Applicable	Not Applicable	54.09	66.33	76.20	Received from CET Cell
1322	EN25186704	WAGHMALE VEDANT VIKRANT	Type A	SEBC	Not Applicable	Not Applicable	53.76	54.00	86.80	Received from CET Cell
1323	EN25116872	ANZALANA IRFAN SHAIKH	Type A	Open	Not Applicable	Not Applicable	53.68	60.00	76.40	Received from CET Cell
1324	EN25153736	DHANASHRI PRAVIN KULKARNI	Type A	Open	Not Applicable	Not Applicable	53.68	56.50	91.60	Received from CET Cell
1325	EN25138041	LAWALEKAR SANSKRITI AJAY	Type A	OBC	Not Applicable	Not Applicable	53.61	75.83	94.60	Received from CET Cell
1326	EN25152892	ONKAR MANOJ KALE	Type A	Open	Not Applicable	Not Applicable	53.61	54.83	74.20	Received from CET Cell
1327	EN25208560	PARVATE YASH DIPAK	Type A	OBC	Not Applicable	Not Applicable	53.27	72.00	83.60	Received from CET Cell
1328	EN25277241	MANE JANHAVI AJAY	Type A	SEBC	Not Applicable	Not Applicable	53.27	52.50	81.20	Received from CET Cell
1329	EN25329656	Swaraj makarand dhotre	Type A	SBC	Not Applicable	Not Applicable	53.26	69.67	82	Applied At Institute
1330	EN25182750	ANSH NILESH SONDKAR	Type A	OBC	Not Applicable	Not Applicable	53.22	47.33	65.60	Received from CET Cell
1331	EN25106122	KARTIK RAVINDRA SHINDE	Type A	NT 2 (NT-C)	Not Applicable	Not Applicable	52.88	74.83	83.60	Received from CET Cell
1332	EN25123198	RANDIVE OMKAR SANJAY	Type A	SEBC	Not Applicable	Not Applicable	52.60	72.67	74.80	Received from CET Cell
1333	EN25236922	NUTIWAD GANGAPRASAD ANANDRAO	Type A	OBC	Not Applicable	Not Applicable	52.60	56.67	80.40	Received from CET Cell
1334	EN25285442	GITIKA SUMIT JAIN	Type A	Open	Not Applicable	Not Applicable	52.36	68.60	93.00	Received from CET Cell
1335	EN25185929	YECHWAD SOPAN RAMAKANT	Type A	OBC	Not Applicable	Not Applicable	52.36	67.33	75.80	Received from CET Cell
1336	EN25213331	VHANMANE TEJAS PRASHANT	Type A	NT 2 (NT-C)	Not Applicable	Not Applicable	52.36	65.83	85.80	Received from CET Cell
1337	EN25411218	VIVEK ANIL SHETE	Type A	Open	Not Applicable	Not Applicable	52.36	54.33	70.60	Received from CET Cell
1338	EN25371595	KALVAR ASHWINI MANOHAR	Type A	NT 2 (NT-C)	Not Applicable	Not Applicable	52.18	74.83	87.80	Received from CET Cell
1339	EN25176843	KONDHARE SAMARTH KUNDAN	Type A	Open	Not Applicable	Not Applicable	52.18	54.67	64.00	Received from CET Cell
1340	EN25106267	BHISE SWARA SACHIN	Type A	OBC	Not Applicable	Not Applicable	52.18	50.33	74.60	Received from CET Cell
1341	EN25103682	NANNAWARE HRISHABH SANJAY	Type A	SBC	Not Applicable	Not Applicable	51.70	84.17	90.40	Received from CET Cell
1342	EN25350538	TANUJA ARUN GADHAVE	Type A	OBC	Not Applicable	Not Applicable	51.70	74.83	77.40	Received from CET Cell
1343	EN25234780	TULSHIGAR NIKHIL KALIDAS	Type A	Open	Not Applicable	Not Applicable	51.70	53.83	77.80	Received from CET Cell
1344	EN25225291	SHETE HARSHWARDHAN RAJENDRA	Type A	Open	Not Applicable	Not Applicable	51.57	73.50	83.00	Received from CET Cell
1345	EN25378657	GAIKWAD SAKSHI HANMANT	Type A	SC	Not Applicable	Not Applicable	51.57	62.17	84.20	Received from CET Cell
1346	EN25414516	KHUSHAL RAJESH SHARMA	Type A	Open	Not Applicable	Not Applicable	51.57	50.00	63.33	Received from CET Cell
1347	EN25112168	GAIKWAD ANUSHKA DEEPAK	Type A	Open	Not Applicable	Not Applicable	50.97	70.50	91.20	Received from CET Cell
1348	EN25275775	MAITREYEE SACHIN PADWAL	Type A	Open	Not Applicable	Not Applicable	50.83	63.00	90.60	Received from CET Cell
1349	EN25108185	BAGUL SUMIT TANHAJI	Type A	SC	Not Applicable	Not Applicable	50.70	51.67	89.60	Received from CET Cell
1350	EN25100369	MALI OMKAR BHAUSAHEB	Type A	OBC	Not Applicable	Not Applicable	50.59	74.33	81.80	Received from CET Cell
1351	EN25298410	NAVALE ATHARV VISHNU	Type A	SEBC	Not Applicable	Not Applicable	50.59	72.83	79.60	Received from CET Cell



Principal
Anant Rao Pawar College of Engineering
& Research, Parvati, Pune - 9

General Secretary
Akhir Bharatiya Maratha Shikshan Parishad,
Pune-411009.


1352	EN25343379	MALIPEDDI UMESH PENTAYYA	Type A	SBC	Not Applicable	Not Applicable	50.59	66.50	57.60	Received from CET Cell
1353	EN25284171	BURUNGULE RAHUL MACHCHINDRA	Type A	Open	Not Applicable	Not Applicable	50.59	62.00	75.00	Received from CET Cell
1354	EN25159096	VANSHIKA SHAILY	Type A	Open	Not Applicable	Not Applicable	50.49	70.40	76.33	Received from CET Cell
1355	EN25357736	RAHUL KANTILAL VAISHNAV	Type A	Open	Not Applicable	Not Applicable	50.49	55.00	59.00	Received from CET Cell
1356	EN25146111	DARADE SIDDHARTH SANTOSH	Type A	NT 3 (NT-D)	Not Applicable	Not Applicable	50.32	72.00	80.00	Received from CET Cell
1357	EN25225741	KOLI PARTHA SANJAY	Type A	SBC	Not Applicable	Not Applicable	50.32	70.17	79.00	Received from CET Cell
1358	EN25367994	SHRAWANI AJIT YADAV	Type A	OBC	Not Applicable	Not Applicable	50.32	66.83	83.60	Received from CET Cell
1359	EN25122838	CHIKODI SHREEIYA SAMEER	Type A	Open	Not Applicable	Not Applicable	50.32	60.33	93.83	Received from CET Cell
1360	EN25165336	SOHAM SACHIN DHANDE	Type A	OBC	Not Applicable	Not Applicable	49.73	67.60	79.33	Received from CET Cell
1361	EN25252108	MHASKE KISHOR ADINATH	Type A	OBC	Not Applicable	Not Applicable	49.73	50.00	86.60	Received from CET Cell
1362	EN25329452	KARALE TANISHQ ASHUTOSH	Type A	OBC	Not Applicable	Not Applicable	49.60	58.00	85.20	Received from CET Cell
1363	EN25259248	NARKHEDE JAYESH DILIP	Type A	OBC	Not Applicable	Not Applicable	49.40	79.17	71.80	Received from CET Cell
1364	EN25154322	CHAVAN PRUTHIVIRAJ SANDIP	Type A	SEBC	Not Applicable	Not Applicable	49.34	68.17	67.60	Received from CET Cell
1365	EN25326778	INGALE RAJ VIJAY	Type A	SEBC	Not Applicable	Not Applicable	49.23	57.33	78.40	Received from CET Cell
1366	EN25227751	JAGDALE PRASHANT SANTOSH	Type A	OBC	Not Applicable	Not Applicable	49.15	79.00	87.60	Received from CET Cell
1367	EN25208112	PARI RAJESH KOTHARI	Type A	Open	Not Applicable	Not Applicable	49.15	75.83	90.40	Received from CET Cell
1368	EN25409640	MASIRA AMIR KAZI	Type A	Open	Not Applicable	Not Applicable	49.15	66.80	81.33	Received from CET Cell
1369	EN25245549	BHUJBAL SHREYASH JAYCHANDRA	Type A	OBC	Not Applicable	Not Applicable	49.15	48.67	63.20	Received from CET Cell
1370	EN25387352	NAYAN MUNJABA JADHAV	Type A	Open	Not Applicable	Not Applicable	48.56	83.67	58.60	Received from CET Cell
1371	EN25202178	GURU DATTU KSHIRSAGAR	Type A	SC	Not Applicable	Not Applicable	48.56	64.00	62.60	Received from CET Cell
1372	EN25186889	KHAIRE RIYA RAJENDRA	Type A	SC	Not Applicable	Not Applicable	48.56	62.33	73.66	Received from CET Cell
1373	EN25292253	OM MOHAN SURYAVANSHI	Type A	Open	Not Applicable	Not Applicable	48.56	55.33	63.60	Received from CET Cell
1374	EN25365679	SHINDE VIJAY NARENDRA	Type A	OBC	Not Applicable	Not Applicable	47.89	80.00	63.00	Received from CET Cell
1375	EN25343980	AGRAWAL RITA RAJESH	Type A	Open	Not Applicable	Not Applicable	47.89	63.33	87.00	Received from CET Cell
1376	EN25172809	JADHAV SUMERSINGH ANIL	Type A	OBC	Not Applicable	Not Applicable	47.89	45.83	77.00	Received from CET Cell
1377	EN25272502	SHUBHAM GOPINATH RATHOD	Type A	DT/VJ	Not Applicable	Not Applicable	47.80	67.50	86.20	Received from CET Cell
1378	EN25196490	BHUJBAL AKSHAY BHAGWAT	Type A	SEBC	Not Applicable	Not Applicable	47.78	81.67	73.00	Received from CET Cell
1379	EN25103384	YASH SURESH RATHOD	Type A	DT/VJ	Not Applicable	Not Applicable	47.78	53.80	56.60	Received from CET Cell
1380	EN25164715	PAWAR ABHIJEET VILAS	Type A	DT/VJ	Not Applicable	Not Applicable	47.36	84.83	90.00	Received from CET Cell
1381	EN25142821	AHIRE PUNIT SHASHIKANT	Type A	SC	Not Applicable	Not Applicable	47.36	64.00	55.20	Received from CET Cell
1382	EN25266449	NAINAV DHANSHRI PRAKASH	Type A	OBC	Not Applicable	Not Applicable	47.14	84.00	92.80	Received from CET Cell
1383	EN25100008	SHLOK KAILASH KALBANDE	Type A	OBC	Not Applicable	Not Applicable	47.14	69.50	72.00	Received from CET Cell
1384	EN25119019	APURVA RAJENDRA SONAR	Type A	OBC	Not Applicable	Not Applicable	47.14	62.67	91.80	Received from CET Cell
1385	EN25189149	DABHADE PRAKASHA DNYANESHWAR	Type A	SEBC	Not Applicable	Not Applicable	47.14	81.67	75.80	Received from CET Cell
1386	EN25383638	GANESH ADINATH RANKHAMAB	Type A	Open	Not Applicable	Not Applicable	47.14	53.17	80.60	Received from CET Cell
1387	EN25146740	PAMU KAVYA ANAND	Type B	SBC	Not Applicable	Not Applicable	47.14	50.17	66.60	Received from CET Cell
1388	EN25377638	THENG PARTH SANTOSH	Type A	DT/VJ	Not Applicable	Not Applicable	47.05	83.33	72.40	Received from CET Cell
1389	EN25243042	PATIL JATIN GAJANAN	Type A	OBC	Not Applicable	Not Applicable	47.05	58.83	71.33	Received from CET Cell
1390	EN25348271	HOLE NITYAY NITIN	Type A	OBC	Not Applicable	Not Applicable	47.05	56.33	81.16	Received from CET Cell
1391	EN25410586	SONAVANE PRASAD BHAGVAT	Type A	NT 3 (NT-D)	Not Applicable	Not Applicable	46.76	67.00	79.40	Received from CET Cell
1392	EN25399257	JADHAV KARAN PRALHADRAO	Type A	Open	Not Applicable	Not Applicable	46.76	56.00	75.40	Received from CET Cell
1393	EN25400539	HARISH KUMAWAT	Type B	Open	Not Applicable	Not Applicable	46.76	54.17	67.16	Received from CET Cell
1394	EN25251091	KHERDE TANMAY SATISHRAO	Type A	OBC	Not Applicable	Not Applicable	46.62	56.00	76.00	Received from CET Cell
1395	EN25358047	KALE PARTH RAJENDRA	Type A	NT 2 (NT-C)	Not Applicable	Not Applicable	46.40	76.17	80.20	Received from CET Cell
1396	EN25404985	SHRAVAN VIJAY KHAMBE	Type A	Open	Not Applicable	Not Applicable	46.40	62.00	84.20	Received from CET Cell



Principal 09-09-25
Anant Rao Pawar College of Engineering
& Research, Parvati, Pune - 9

General Secretary
Akhil Bharatiya Maratha Shikshan Parishad,
Pune-411009.


1397	EN25239825	UBALE ADITYA NARAYAN	Type A	Open	Not Applicable	Not Applicable	45.98	77.50	76.80	Received from CET Cell
1398	EN25112272	KHOT OMKAR ANIL	Type A	Open	Not Applicable	Not Applicable	45.98	50.00	64.50	Received from CET Cell
1399	EN25303912	ADWAIT SUDHIR CHAUDHARI	Type A	OBC	Not Applicable	Not Applicable	45.92	77.00	82.60	Received from CET Cell
1400	EN25403605	JADHAO KIRTI ASHOK	Type A	DT/VJ	Not Applicable	Not Applicable	45.92	67.00	85.80	Received from CET Cell
1401	EN25312357	KADAM PRANAV RAJENDRA	Type A	SEBC	Not Applicable	Not Applicable	45.92	53.00	73.00	Received from CET Cell
1402	EN25205323	KARAN BALAJI NAVALE	Type A	Open	Not Applicable	Not Applicable	45.83	63.33	71.40	Received from CET Cell
1403	EN25101047	GAURAV ANANT BOCHRE	Type A	Open	Not Applicable	Not Applicable	45.83	61.17	53.60	Received from CET Cell
1404	EN25239493	Waghmare Ankita Uddhav	Type A	OPEN	Not Applicable	Not Applicable	45.82	49	83.40	Applied At Institute
1405	EN25197665	DHALE SAKSHI SUSHIL	Type A	SC	Not Applicable	Not Applicable	45.36	70.50	85.00	Received from CET Cell
1406	EN25118887	JAYALE NANDKISHOR SATISH	Type A	OBC	Not Applicable	Not Applicable	45.23	61.00	64.60	Received from CET Cell
1407	EN25250431	ESHA DIPAK KALE	Type A	Open	Not Applicable	Not Applicable	45.23	60.00	78.20	Received from CET Cell
1408	EN25217543	BHASKAR YASH SANDIP	Type A	OBC	Not Applicable	Not Applicable	44.53	57.33	85.00	Received from CET Cell
1409	EN25174382	HANGEKAR MORAYA HEMANT	Type A	OBC	Not Applicable	Not Applicable	44.53	54.00	71.80	Received from CET Cell
1410	EN25343023	MIRDODE AARTI GANGAPRASAD	Type A	OBC	Not Applicable	Not Applicable	44.26	84.14	87.80	Received from CET Cell
1411	EN25135254	BHIRUD SUJAL SANTOSH	Type A	OBC	Not Applicable	Not Applicable	43.92	68.00	63.40	Received from CET Cell
1412	EN25202034	KHOBRADE DIVYA AVIN	Type A	SC	Not Applicable	Not Applicable	43.92	60.33	79.20	Received from CET Cell
1413	EN25160146	MAYUR SAMBHAJI VАНNE	Type A	NT 2 (NT-C)	Not Applicable	Not Applicable	43.92	57.33	76.40	Received from CET Cell
1414	EN25336883	KIRANGE PURVA NITIN	Type A	OBC	Not Applicable	Not Applicable	43.74	80.33	80.83	Received from CET Cell
1415	EN25329031	PHUTANE SOHAM AMOL	Type A	OBC	Not Applicable	Not Applicable	43.74	65.33	76.60	Received from CET Cell
1416	EN25379926	BODHE SARANG SAGAR	Type A	SEBC	Not Applicable	Not Applicable	43.74	62.67	89.80	Received from CET Cell
1417	EN25263478	SHINDE GAURAV NARAYAN	Type A	Open	Not Applicable	Not Applicable	43.74	50.33	69.00	Received from CET Cell
1418	EN25352784	GARJE PREMRAJ VASUDEV	Type A	NT 3 (NT-D)	Not Applicable	Not Applicable	43.74	46.67	81.20	Received from CET Cell
1419	EN25145351	HARSHADA SANDIP DORGE	Type A	Open	Not Applicable	Active Service Non-Domiciled Personnel Defence candidate - (Def-3)	43.66	64.33	85.16	Received from CET Cell
1420	EN25353453	BIRAJDAR YASH AJIT	Type A	Open	Not Applicable	Not Applicable	43.66	52.50	76.20	Received from CET Cell
1421	EN25194933	PRATIK PRASANTA PATNAIK	Type A	Open	Not Applicable	Not Applicable	43.53	61.80	73.00	Received from CET Cell
1422	EN25101154	VEDANT NIVRUTTI LANDE	Type A	Open	Not Applicable	Not Applicable	43.53	57.67	59.00	Received from CET Cell
1423	EN25265637	GANESH VISHNUDAS BHANDE	Type A	SEBC	Not Applicable	Not Applicable	43.53	56.67	81.40	Received from CET Cell
1424	EN25157970	SAMIKSHA BHAGWAT BAGAL	Type A	Open	Not Applicable	Not Applicable	43.47	70.33	75.00	Received from CET Cell
1425	EN25410374	SURYAWANSHI KRUSHNA SANJAY	Type A	OBC	Not Applicable	Not Applicable	43.47	60.17	80.20	Received from CET Cell
1426	EN25205811	SHINDE SIDDHARTH UDAY	Type A	OBC	Not Applicable	Not Applicable	43.47	57.83	82.60	Received from CET Cell
1427	EN25354227	ASHAY VIJAY KSHIRSAGAR	Type A	Open	Not Applicable	Not Applicable	43.47	53.33	67.60	Received from CET Cell
1428	EN25305243	KALYANKAR ANAND RAJENDRA	Type A	SEBC	Not Applicable	Not Applicable	43.03	69.33	73.80	Received from CET Cell
1429	EN25127972	ATHARVA BALKRISHNA DHAMALE	Type A	Open	Not Applicable	Not Applicable	43.03	55.17	80.00	Received from CET Cell
1430	EN25287734	KOLTE PRATIKSHA BHARAT	Type A	SEBC	Not Applicable	Not Applicable	42.92	73.83	87.60	Received from CET Cell
1431	EN25128541	ADITYA PANKAJ INGAWALE	Type A	Open	Not Applicable	Not Applicable	42.92	70.83	66.80	Received from CET Cell
1432	EN25313673	DIVYANI ANIL GURAV	Type A	OBC	Not Applicable	Not Applicable	42.92	65.17	91.00	Received from CET Cell
1433	EN25333267	DHOBAL SIDDHESH SUNIL	Type A	NT 2 (NT-C)	Not Applicable	Not Applicable	42.92	51.83	83.80	Received from CET Cell
1434	EN25109948	NAMRATA SUNIL SUTAR	Type A	Open	Not Applicable	Not Applicable	42.92	50.33	79.20	Received from CET Cell
1435	EN25404280	NAKHATE ANJALI BALU	Type A	NT 2 (NT-C)	Not Applicable	Not Applicable	42.92	45.67	63.60	Received from CET Cell
1436	EN25164402	KALE RAJESH BHAGWAN	Type A	OBC	Not Applicable	Not Applicable	42.74	76.00	84.40	Received from CET Cell
1437	EN25204035	TAKLE PRATIK ASHOK	Type A	NT 2 (NT-C)	Not Applicable	Not Applicable	42.63	60.33	75.80	Received from CET Cell
1438	EN25380161	MANGSULIKAR PRANJAL ANANT	Type A	OBC	Not Applicable	Not Applicable	42.63	57.00	75.80	Received from CET Cell
1439	EN25166371	KRRISH SUBHASH KADAM	Type A	SC	Not Applicable	Not Applicable	42.63	50.67	72.40	Received from CET Cell
1440	EN25237664	ARJUN RAM VIBHUTE	Type A	OBC	Not Applicable	Not Applicable	42.27	56.83	51.10	Received from CET Cell



Principal
Anantrao Pawar College of Engineering
& Research, Parvati, Pune - 9

General Secretary
Akhil Bharatiya Maratha Shikshan Parishad,
Pune-411009.


1441	EN25293183	SAHANE AYUSH RAJENDRA	Type A	Open	Not Applicable	Not Applicable	41.75	54.17	85.00	Received from CET Cell
1442	EN25147335	RASAL AADESH MAHESH	Type A	SEBC	Not Applicable	Not Applicable	41.45	74.00	89.40	Received from CET Cell
1443	EN25106052	PRAFUL MAHADEV JUNJARE	Type A	SC	Not Applicable	Not Applicable	41.45	71.50	86.00	Received from CET Cell
1444	EN25147650	SHREYAS SHIVAH SURWASE	Type A	Open	Not Applicable	Not Applicable	40.09	57.50	81.80	Received from CET Cell
1445	EN25118469	JAGDHANE ISHWARI MUKUND	Type A	Open	Not Applicable	Not Applicable	40.04	67.50	81.00	Received from CET Cell
1446	EN25306612	MOHURLE KSHITIJ AVINASH	Type A	OBC	Not Applicable	Not Applicable	40.04	54.50	75.28	Received from CET Cell
1447	EN25271796	PRASANNA SHARAD TATHE	Type A	OBC	Not Applicable	Not Applicable	40.04	45.50	69.60	Received from CET Cell
1448	EN25372979	HIMANSHU BHUPALSING RAJPUT	Type A	DT/VJ	Not Applicable	Not Applicable	39.90	75.67	77.80	Received from CET Cell
1449	EN25261869	PRATIK MAHENDRA PADALKAR	Type A	NT 2 (NT-C)	Not Applicable	Not Applicable	39.90	72.17	80.00	Received from CET Cell
1450	EN25318893	KHANDAGALE TANMAY VIKAS	Type A	SEBC	Not Applicable	Not Applicable	39.90	60.00	83.00	Received from CET Cell
1451	EN25178859	BHAGYASHRI SANTOSH BHOYAR	Type A	OBC	Not Applicable	Not Applicable	39.90	59.17	86.40	Received from CET Cell
1452	EN25398677	PAWAR KRUSHNA BANKATRAO	Type A	OBC	Not Applicable	Not Applicable	39.75	72.67	68.80	Received from CET Cell
1453	EN25354048	SHIVALKAR JAYESH GOVINDRAO	Type A	OBC	Not Applicable	Not Applicable	39.75	62.83	80.20	Received from CET Cell
1454	EN25236979	PRITI VASANT JADHAV	Type A	SEBC	Not Applicable	Not Applicable	39.75	62.67	63.40	Received from CET Cell
1455	EN25299340	Shivam Laxman Bajgir	Type A	NT-C	Not Applicable	Not Applicable	39.75	57.00	64.40	Applied At Institute
1456	EN25201540	LOKHANDE SOHAM RAMAKANT	Type A	OBC	Not Applicable	Not Applicable	39.67	65.50	64.60	Received from CET Cell
1457	EN25115690	SOLANKE TANUSHKA RAMESHRAO	Type A	OBC	Not Applicable	Not Applicable	39.67	65.33	80.80	Received from CET Cell
1458	EN25411516	LUNIYA PRADNESH SANTOSH	Type A	Open	Not Applicable	Not Applicable	39.57	53.67	92.80	Received from CET Cell
1459	EN25355855	PAKHALE VEDANT JAYANT	Type A	OBC	Not Applicable	Not Applicable	39.36	73.33	82.60	Received from CET Cell
1460	EN25256632	SANIKA VILAS MULE	Type A	SEBC	Not Applicable	Not Applicable	39.36	68.83	82.20	Received from CET Cell
1461	EN25373595	MEMANE AKSHAY SHARAD	Type A	NT 2 (NT-C)	Not Applicable	Not Applicable	39.36	57.33	71.80	Received from CET Cell
1462	EN25234043	BAGWAN REHAN ILYAS	Type A	OBC	Not Applicable	Not Applicable	39.33	51.50	84.80	Received from CET Cell
1463	EN25239933	JADHAV VAISHNAVI LAXMAN	Type A	SEBC	Not Applicable	Not Applicable	39.33	50.50	81.80	Received from CET Cell
1464	EN25341980	LOHOTE RUSHIKESH RAJENDRA	Type A	Open	Not Applicable	Not Applicable	38.79	46.83	81.60	Received from CET Cell
1465	EN25286600	PRANAV MADANE	Type A	NT 2 (NT-C)	Not Applicable	Not Applicable	38.34	76.20	75.16	Received from CET Cell
1466	EN25274725	ALOK SUNIL PUNJABI	Type A	Open	Not Applicable	Not Applicable	38.34	59.00	82.16	Received from CET Cell
1467	EN25255970	Krishna chandan patel	Type A	OPEN	Not Applicable	Not Applicable	38.34	51.00	69.80	Applied At Institute
1468	EN25321798	PRANITA NARSING CHINCHKUTE	Type A	Open	Not Applicable	Not Applicable	38.25	68.00	82.60	Received from CET Cell
1469	EN25279841	RAUT SHRADDHA MAHADEV	Type A	OBC	Not Applicable	Not Applicable	38.25	55.67	81.40	Received from CET Cell
1470	EN25398620	JADHAV VAISHNAVI THAKARAM	Type A	OBC	Not Applicable	Not Applicable	38.25	54.33	83.20	Received from CET Cell
1471	EN25128560	ATHARVA AJAY SARODE	Type A	Open	Not Applicable	Not Applicable	37.63	64.00	71.40	Received from CET Cell
1472	EN25185493	GALASKAR VEDANT NANDKISHOR	Type A	OBC	Not Applicable	Not Applicable	37.63	63.17	85.80	Received from CET Cell
1473	EN25404522	INGOLE PATIL RUSHIKESH SHIVAJI	Type A	SEBC	Not Applicable	Not Applicable	37.63	42.83	48.60	Received from CET Cell
1474	EN25279142	PAINJANE NANDINI MANGESH	Type A	OBC	Not Applicable	Not Applicable	37.20	79.17	95.20	Received from CET Cell
1475	EN25218007	AVISHKAR KRUSHNARAO DESHMUKH	Type A	SEBC	Not Applicable	Not Applicable	36.52	78.17	84.60	Received from CET Cell
1476	EN25206564	PHULPAGAR SANJEEVA BHAGWAN	Type A	SC	Not Applicable	Not Applicable	36.52	64.83	86.80	Received from CET Cell
1477	EN25263117	KUTE HARSHAD SANTOSH	Type A	OBC	Not Applicable	Not Applicable	36.52	64.83	82.40	Received from CET Cell
1478	EN25372304	ADITYA PANDIT CHAVAN	Type A	DT/VJ	Not Applicable	Not Applicable	36.52	63.50	56.60	Received from CET Cell
1479	EN25275253	PATIL KALYANI PREMSING	Type A	DT/VJ	Not Applicable	Not Applicable	36.18	68.33	86.80	Received from CET Cell
1480	EN25231947	LONDHE SHIVRAJ SHREEKANT	Type A	ST	Not Applicable	Not Applicable	36.18	50.00	58.20	Received from CET Cell
1481	EN25398804	Gaikwad Harshal Surykant	Type A	OBC	Not Applicable	Not Applicable	36.18	56.50	68.00	Applied At Institute
1482	EN25167080	OM PATIL	Type A	OBC	Not Applicable	Not Applicable	36.12	65.40	79.20	Received from CET Cell
1483	EN25303008	PANDHARE CHANDRASHEKHAR SHRIKR	Type A	SEBC	Not Applicable	Not Applicable	36.08	58.50	81.00	Received from CET Cell
1484	EN25267075	ARYAN BHAUSAHEB RATHOD	Type A	DT/VJ	Not Applicable	Not Applicable	35.99	74.83	68.00	Received from CET Cell
1485	EN25239252	HARSHAD BALKRISHNA RAUT	Type A	OBC	Not Applicable	Not Applicable	35.99	58.00	78.80	Received from CET Cell



Principal 09-09-25
Anant Rao Pawar College of Engineering
& Research, Parvati, Pune - 9

General Secretary
Akhil Bharatiya Maratha Shikshan Parishad,
Pune-411009.


1487	EN25239928	SHREYASH SHASHIKANT BHARDE	Type A	Open	Not Applicable	Not Applicable	35.50	72.33	85.40	Received from CET Cell
1488	EN25341164	GAYATRI SHANKAR BANGLE	Type A	OBC	Not Applicable	Not Applicable	35.93	68.00	84.20	Received from CET Cell
1489	EN25233669	KUMBHAR ATHARV SHIVPRASAD	Type A	OBC	Not Applicable	Not Applicable	35.78	60.00	83.20	Received from CET Cell
1490	EN25375771	NIVANGUNE MRUNMAYEE AVINASH	Type A	Open	Not Applicable	Not Applicable	35.78	57.50	72.20	Received from CET Cell
1491	EN25105177	SHRADDHA RAHUL KAMBLE	Type A	SC	Not Applicable	Not Applicable	35.78	49.83	78.40	Received from CET Cell
1492	EN25113591	SANGLE SOMNATH GORAKH	Type A	NT 3 (NT-D)	Not Applicable	Not Applicable	35.68	73.00	86.60	Received from CET Cell
1493	EN25297947	JAGTAP ANANT SHARAD	Type A	OBC	Not Applicable	Not Applicable	35.54	69.83	77.20	Received from CET Cell
1494	EN25125659	PIYUSH SUNIL PATIL	Type A	Open	Not Applicable	Not Applicable	35.54	61.50	74.00	Received from CET Cell
1495	EN25359338	LONDHE DHIRAJ DILIP	Type A	SC	Not Applicable	Not Applicable	35.54	59.00	76.80	Received from CET Cell
1496	EN25408754	JAGTAP SHIVAM SANTOSH	Type A	Open	Not Applicable	Not Applicable	35.54	53.83	75.20	Received from CET Cell
1497	EN25197283	PATE JAYESH DEVANAND	Type A	SC	Not Applicable	Not Applicable	35.44	57.00	80.60	Received from CET Cell
1498	EN25142063	KUMBHAR TEJAS SHIVDAS	Type A	OBC	Not Applicable	Not Applicable	35.44	53.17	82.20	Received from CET Cell
1499	EN25328054	VISHESH RAJENDRA HADKE	Type A	OBC	Not Applicable	Not Applicable	35.16	66.50	64.20	Received from CET Cell
1500	EN25345213	KHARWADE GOVIND ANANTA	Type A	SEBC	Not Applicable	Not Applicable	35.16	52.83	89.00	Received from CET Cell
1501	EN25110223	PAUL VIKRANT KOTWAL	Type A	Open	Not Applicable	Not Applicable	34.90	63.00	51.40	Received from CET Cell
1502	EM25413960	KONDHARE AVDHUT MILIND	Type A	OPEN	Not Applicable	Not Applicable	34.90	45.00	67.40	Applied At Institute
1503	EN25239272	GAVHANE PARTH SANDIP	Type A	OBC	Not Applicable	Not Applicable	33.62	51.50	80.00	Received from CET Cell
1504	EN25128809	INGLE NETRA LILESH	Type A	OBC	Not Applicable	Not Applicable	33.47	78.17	68.80	Received from CET Cell
1505	EN25327189	SABLE CHAITANYA SANDEEP	Type A	OBC	Not Applicable	Not Applicable	33.47	75.83	70.60	Received from CET Cell
1506	EN25328477	ATAR ABHAY BHARAT	Type A	DT/VJ	Not Applicable	Not Applicable	33.47	70.50	74.00	Received from CET Cell
1507	EN25367352	GAWADE OM MANOHAR	Type A	NT 2 (NT-C)	Not Applicable	Not Applicable	33.47	68.33	67.00	Received from CET Cell
1508	EN25141011	RUTUJA PURUSHOTTAM WARADE	Type A	OBC	Not Applicable	Not Applicable	33.47	65.00	78.40	Received from CET Cell
1509	EN25305953	DESHMUKH AMOL SHARAD	Type A	SEBC	Not Applicable	Not Applicable	33.47	49.00	73.20	Received from CET Cell
1510	EN25173099	PETKAR PIYUSH UMESH	Type A	Open	Not Applicable	Not Applicable	33.08	54.83	77.00	Received from CET Cell
1511	EN25195841	MOHAMMAD VISHAL RIYAJUDDIN ANSARI	Type A	Open	Not Applicable	Not Applicable	33.08	50.83	76.80	Received from CET Cell
1512	EN25159836	LANDGE MANTHAN GANESH	Type A	DT/VJ	Not Applicable	Not Applicable	33.08	43.83	58.80	Received from CET Cell
1513	EN25122973	MADHURA SURESH SHINDE	Type A	Open	Not Applicable	Not Applicable	32.68	66.83	83.80	Received from CET Cell
1514	EN25104960	TAYADE SAURAV DEVLAL	Type A	SC	Not Applicable	Not Applicable	32.56	74.83	88.60	Received from CET Cell
1515	EN25277433	VASAIKAR DEVENDRA MADHUKAR	Type A	SC	Not Applicable	Not Applicable	32.56	54.50	69.40	Received from CET Cell
1516	EN25121772	GOTE ANURAG DATTATRY	Type A	OBC	Not Applicable	Not Applicable	32.55	70.17	82.60	Received from CET Cell
1517	EN25207505	TEJRAJ YUVRAJ DOMBALE	Type A	NT 2 (NT-C)	Not Applicable	Not Applicable	32.55	62.33	82.40	Received from CET Cell
1518	EN25225639	KEKAN SHUBHAM VILAS	Type A	NT 3 (NT-D)	Not Applicable	Not Applicable	32.48	76.67	84.80	Received from CET Cell
1519	EN25308259	BHAGANAGARE MAYUR ASHOK	Type A	Open	Not Applicable	Not Applicable	32.48	70.83	87.20	Received from CET Cell
1520	EN25303683	MOTADE GURU SUDHIR	Type A	OBC	Not Applicable	Not Applicable	32.48	65.67	70.50	Received from CET Cell
1521	EN25192720	AISHWARYA SANJAY PISAL	Type A	SEBC	Not Applicable	Not Applicable	32.48	65.17	79.20	Received from CET Cell
1522	EN25246451	KAWADE GIRIJA VIKRAM	Type A	SC	Not Applicable	Not Applicable	32.48	52.50	56.00	Received from CET Cell
1523	EN25308432	DANTKALE MANAV MANOJ	Type A	Open	Not Applicable	Not Applicable	32.34	65.67	87.60	Received from CET Cell
1524	EN25200599	KARMALKAR HARSHALI HANMANT	Type A	SC	Not Applicable	Not Applicable	32.17	74.40	92.00	Received from CET Cell
1525	EN25104056	PRANAV MILIND SHINDE	Type A	Open	Not Applicable	Not Applicable	32.17	64.83	92.60	Received from CET Cell
1526	EN25268289	ARYAN GANESH PAWAL	Type A	SC	Not Applicable	Not Applicable	32.13	69.83	72.20	Received from CET Cell
1527	EN25376334	GAIKWAD SAKSHI SACHIN	Type A	Open	Not Applicable	Not Applicable	32.13	56.67	69.20	Received from CET Cell
1528	EN25106078	RACHIT NAVIN AGRAWAL	Type A	Open	Not Applicable	Not Applicable	32.09	75.50	73.80	Received from CET Cell
1529	EN25101700	SHAIKH IQRA UMAR	Type A	Open	Not Applicable	Not Applicable	31.93	74.33	85.60	Received from CET Cell
1530	EN25110501	CHHAPARWAL RIDDHI MANOJ	Type A	Open	Not Applicable	Not Applicable	31.93	65.50	79.60	Received from CET Cell
1530	EN25327241	RATHOD OM VIJAY	Type A	Open	Not Applicable	Not Applicable	31.56	82.83	86.60	Received from CET Cell



Principal
Anant Rao Pawar College of Engineering
& Research, Parvati, Pune - 9

General Secretary
Akhil Bharatiya Maratha Shikshan Parishad,
Pune-411009.


1531	EN25244203	SHELKE SAMRUDDHI ASHOK	Type A	OBC	Not Applicable	Not Applicable	31.56	81.83	79.40	Received from CET Cell
1532	EN25264264	PANGARE ANUJ ASHOK	Type A	SEBC	Not Applicable	Not Applicable	31.56	54.50	86.20	Received from CET Cell
1533	EN25135888	CHETAN ANAND SHIGALE	Type A	NT 2 (NT-C)	Not Applicable	Not Applicable	31.56	48.00	71.40	Received from CET Cell
1534	EN25282742	TEJAL MANGALSING CHAVAN	Type A	Open	Not Applicable	Not Applicable	30.26	79.33	79.00	Received from CET Cell
1535	EN25274712	MAYUR RANJITSINGH CHAVAN	Type A	Open	Not Applicable	Not Applicable	30.26	69.83	65.40	Received from CET Cell
1536	EN25207365	ANURAJ ASHOK HAKE	Type A	NT 2 (NT-C)	Not Applicable	Not Applicable	29.81	56.00	77.80	Received from CET Cell
1537	EN25308552	PAWAR AKSHAY ASHOK	Type A	DT/VJ	Not Applicable	Not Applicable	29.53	56.50	78.20	Received from CET Cell
1538	EN25200145	JIDNYASA LAXMIKANT PARDESHI	Type A	OBC	Not Applicable	Not Applicable	29.41	80.17	89.60	Received from CET Cell
1539	EN25304591	TEKWANI NEEL OMPRAKASH	Type A	Open	Not Applicable	Not Applicable	29.41	49.83	71.00	Received from CET Cell
1540	EN25145917	LOKHANDE ATHARVA KAILAS	Type A	SC	Not Applicable	Not Applicable	29.24	49.00	74.60	Received from CET Cell
1541	EN25350899	PAWAR VEDANT GANESH	Type A	DT/VJ	Not Applicable	Not Applicable	28.95	78.00	69.00	Received from CET Cell
1542	EN25163241	DESHMUKH ATISH SUHAS	Type A	OBC	Not Applicable	Not Applicable	28.95	68.17	93.80	Received from CET Cell
1543	EN25363957	PRERANA SANJAY JAGADALE	Type A	SEBC	Not Applicable	Not Applicable	28.95	66.17	90.20	Received from CET Cell
1544	EN25310762	SUTAR TEJAS ANIL	Type A	OBC	Not Applicable	Not Applicable	28.85	73.83	64.60	Received from CET Cell
1545	EN25306846	PARTH ATUL KULKARNI	Type A	Open	Not Applicable	Not Applicable	28.85	60.00	72.83	Received from CET Cell
1546	EN25111087	ASHTIKAR UDAY RAMESH	Type A	Open	Not Applicable	Not Applicable	28.85	54.00	70.20	Received from CET Cell
1547	EN25346487	RAJ YUVRAJ BODHE	Type A	SEBC	Not Applicable	Not Applicable	28.85	52.83	80.20	Received from CET Cell
1548	EN25149800	PAKHARE KHUSHI DNYANESHWAR	Type A	SC	Not Applicable	Not Applicable	28.85	48.50	68.80	Received from CET Cell
1549	EN25179292	CHAPKE HARSH GAJANAN	Type A	OBC	Not Applicable	Not Applicable	28.68	63.83	88.20	Received from CET Cell
1550	EN25415642	ARYAN AJIT MACHALE	Type A	Open	Not Applicable	Not Applicable	28.68	52.83	65.50	Received from CET Cell
1551	EN25294915	SATYAJIT LAXAMAN ANDHALE	Type A	NT 3 (NT-D)	Not Applicable	Not Applicable	28.42	64.50	78.60	Received from CET Cell
1552	EN25353840	Siddhant Ramesh Chavan	Type A	OPEN	Not Applicable	Not Applicable	28.38	56.83	81.00	Applied At Institute
1553	EN25130874	GONDHALE RUSHIKESH JAYKUMAR	Type A	OBC	Not Applicable	Not Applicable	28.35	61.00	77.60	Received from CET Cell
1554	EN25399766	AMIT SURESH YADAV	Type A	Open	Not Applicable	Not Applicable	28.35	57.50	61.40	Received from CET Cell
1555	EN25408575	KADAM ASHUTOSH SANTOSH	Type A	SEBC	Not Applicable	Not Applicable	28.35	54.67	87.60	Received from CET Cell
1556	EN25105062	SWAYAM SACHIN DHONGADI	Type A	OBC	Not Applicable	Not Applicable	28.35	48.83	72.40	Received from CET Cell
1557	EN25371081	KISHOR DHUNDAPPA NARUTE	Type A	NT 2 (NT-C)	Not Applicable	Not Applicable	28.30	73.50	88.20	Received from CET Cell
1558	EN25367977	SOMVANSHI ONKAR NARAYAN	Type A	OBC	Not Applicable	Not Applicable	28.30	54.67	77.60	Received from CET Cell
1559	EN25374662	YANDOLE NAMRATA TULASHIDAS	Type A	Open	Not Applicable	Not Applicable	28.28	56.00	87.20	Received from CET Cell
1560	EN25377573	RAHATE HARSHADA GANESH	Type A	OBC	Not Applicable	Not Applicable	28.20	84.17	90.40	Received from CET Cell
1561	EN25329347	Varad kiran khude	Type A	OBC	Not Applicable	Not Applicable	28.20	70.67	86.80	Applied At Institute
1562	EN25328322	Pratiksha Jalindar Dhumal	Type A	OPEN	Not Applicable	Not Applicable	28.19	68.50	79.60	Applied At Institute
1563	EN25163318	Kale roshani hambirrao	Type A	DT/VJ	Not Applicable	Not Applicable	28.19	55.00	77.80	Applied At Institute
1564	EN25183222	ITHAPE MANASI DNYANDEV	Type A	OBC	Not Applicable	Not Applicable	26.73	53.43	78.00	Received from CET Cell
1565	EN25106511	ANUJA UDDHAV NAGARGOJE	Type A	NT 3 (NT-D)	Not Applicable	Not Applicable	26.63	79.67	90.20	Received from CET Cell
1566	EN25414105	MANE TEJAL MUKUND	Type A	Open	Not Applicable	Not Applicable	25.99	55.00	65.50	Received from CET Cell
1567	EN25104708	THOMBRE SHUBHAM SHANKAR	Type A	SC	Not Applicable	Not Applicable	25.97	73.50	87.60	Received from CET Cell
1568	EN25404874	ATHARV ASHOK CHAVAN	Type A	Open	Not Applicable	Not Applicable	25.84	76.50	85.20	Received from CET Cell
1569	EN25250155	JADHAV SUMIT UDAY	Type A	OBC	Not Applicable	Not Applicable	25.84	51.67	73.20	Received from CET Cell
1570	EN25407884	PRANJALI BAJIRAO KALEL	Type A	OBC	Not Applicable	Not Applicable	25.73	51.33	90.00	Received from CET Cell
1571	EN25177427	ANJALI GAJANAN PATIL	Type A	OBC	Not Applicable	Not Applicable	25.47	59.33	85.80	Received from CET Cell
1572	EN25152435	SONAWANE HRISHIKESH KISHOR	Type A	OBC	Not Applicable	Not Applicable	25.47	51.69	86.00	Received from CET Cell
1573	EN25146747	SONORIKA AYUSH ABHAY	Type A	SC	Not Applicable	Not Applicable	25.46	49.00	81.00	Received from CET Cell
1574	EN25245662	CHAHNA VISHAL DESAI	Type A	Open	Not Applicable	Not Applicable	25.21	65.40	84.25	Received from CET Cell
1575	EN25281359	ABHINAV ASOLKAR	Type A	OBC	Not Applicable	Not Applicable	25.21	51.17	69.40	Received from CET Cell



Principal
Anantao Pawar College of Engineering
& Research, Parvati, Pune - 9

General Secretary
Akhil Bharatiya Maratha Shikshan Parishad,
Pune-411009.


1576	EN25187361	WAKADE AMIT ASHOK	Type A	NT 2 (NT-C)	Not Applicable	Not Applicable	25.07	56.83	69.80	Received from CET Cell
1577	EN25362819	SHINDE GANESH VAMAN	Type A	Open	Not Applicable	Not Applicable	25.07	51.00	82.20	Received from CET Cell
1578	EN25183005	SANKET MOHAN DHAKNE	Type A	NT 3 (NT-D)	Not Applicable	Not Applicable	24.95	79.17	83.80	Received from CET Cell
1579	EN25215812	WAGHMARE SHUBHAM RAMKISHAN	Type A	SC	Not Applicable	Not Applicable	24.87	62.17	77.00	Received from CET Cell
1580	EN25286340	CHAURE ADITYA VISHWAS	Type A	SC	Not Applicable	Not Applicable	24.87	61.50	70.20	Received from CET Cell
1581	EN25395082	BARCADE RUCHITA SANJAY	Type A	NT 2 (NT-C)	Not Applicable	Not Applicable	24.72	49.83	49.80	Received from CET Cell
1582	EN25104816	Sarthak Shriram Kamble	Type A	SC	Not Applicable	Not Applicable	24.69	59.00	84.40	Applied At Institute
1583	EN25103336	AMBULGE SUMIT KISHOR	Type A	SEBC	Not Applicable	Not Applicable	22.99	64.17	84.16	Received from CET Cell
1584	EN25104430	ADE AJAY ASHOK	Type A	DT/VJ	Not Applicable	Not Applicable	22.89	73.67	65.40	Received from CET Cell
1585	EN25123070	MOTE PRATIKSHA ANANTA	Type A	SEBC	Not Applicable	Not Applicable	22.89	56.00	79.20	Received from CET Cell
1586	EN25385702	KATKAR SHIVAM HANMANT	Type A	SEBC	Not Applicable	Not Applicable	22.82	59.33	82.80	Received from CET Cell
1587	EN25110401	BANGALE VISHAL JAGANNATH	Type A	OBC	Not Applicable	Not Applicable	22.42	80.67	72.20	Received from CET Cell
1588	EN25412997	SARTHAJ RAJENDRA INGLE	Type A	SEBC	Not Applicable	Not Applicable	22.42	78.67	66.60	Received from CET Cell
1589	EN25157715	SAHIL SANJAY USHIRE	Type A	ST	Not Applicable	Not Applicable	22.42	57.67	79.00	Received from CET Cell
1590	EN25321662	PATODE ADITYA MAHESH	Type A	Open	Not Applicable	Not Applicable	22.42	55.83	74.60	Received from CET Cell
1591	EN25322979	PRATIK HARIDAS JADHAV	Type A	SEBC	Not Applicable	Not Applicable	22.36	67.17	77.80	Received from CET Cell
1592	EN25375738	PARTH RUPESH KOLTE	Type A	SEBC	Not Applicable	Not Applicable	22.11	45.50	62.00	Applied At Institute
1593	EN25226770	NERKAR YASH DINESH	Type A	OBC	Not Applicable	Not Applicable	22.04	59.33	86.20	Received from CET Cell
1594	EN25342666	KANSE ROHAN VITTHAL	Type A	SEBC	Not Applicable	Not Applicable	22.03	79.83	80.40	Received from CET Cell
1595	EN25149152	TANISHKA RAVINDRA KAMLAPURKAR	Type A	Open	Not Applicable	Not Applicable	21.62	62.67	87.00	Received from CET Cell
1596	EN25276724	PATIL AYUSH PRADEEP	Type A	Open	Not Applicable	Not Applicable	21.54	83.83	76.40	Received from CET Cell
1597	EN25156293	LANDE ADITI YUVRAJ	Type A	OBC	Not Applicable	Not Applicable	21.54	49.17	54.33	Received from CET Cell
1598	EN25232425	JADHAV ADITYA LAXMAN	Type A	OBC	Not Applicable	Not Applicable	21.30	78.00	44.20	Received from CET Cell
1599	EN25240171	KULAL ABHIJIT SHIVAJI	Type A	NT 2 (NT-C)	Not Applicable	Not Applicable	21.30	57.00	76.80	Received from CET Cell
1600	EN25370366	UGHADE ABHISHEK RAMA	Type A	ST	Not Applicable	Not Applicable	21.30	48.00	78.20	Received from CET Cell
1601	EN25210923	KADAM ANIKET DNYANOBA	Type A	OBC	Not Applicable	Not Applicable	20.33	54.17	71.80	Received from CET Cell
1602	EN25362024	TANMAY DILIP JAGTAP	Type A	Open	Not Applicable	Not Applicable	20.28	70.67	71.00	Received from CET Cell
1603	EN25207198	BARATE HARSHAL SUBHASH	Type A	Open	Not Applicable	Not Applicable	19.82	54.83	65.00	Received from CET Cell
1604	EN25284522	PRAJAPATI DEEPAK SHIVSHANKAR	Type A	Open	Not Applicable	Not Applicable	19.82	53.33	67.00	Received from CET Cell
1605	EN25327755	RATHOD ABHAY BALAJI	Type A	DT/VJ	Not Applicable	Not Applicable	19.71	60.50	45.33	Received from CET Cell
1606	EN25206265	BHORE OMKAR GANPATI	Type A	SEBC	Not Applicable	Not Applicable	19.45	77.67	77.60	Received from CET Cell
1607	EN25395287	JADHAV RAJ SURESH	Type A	Open	Not Applicable	Not Applicable	19.45	62.50	60.16	Received from CET Cell
1608	EN25159955	NIKITA DNYANOBA KADAM	Type A	SC	Not Applicable	Not Applicable	19.45	60.00	75.20	Received from CET Cell
1609	EN25356711	KOLHE SAMRUDDHI SATISH	Type A	SC	Not Applicable	Not Applicable	19.45	52.33	80.80	Received from CET Cell
1610	EN25281678	DEOKAR RITESH APPASO	Type A	SEBC	Not Applicable	Not Applicable	19.29	68.00	77.80	Received from CET Cell
1611	EN25372824	SRUSHTI SANDEEP JARANDE	Type A	Open	Not Applicable	Not Applicable	19.29	55.00	80.40	Received from CET Cell
1612	EN25396541	UDGIRE NEHA LAXMAN	Type A	Open	Not Applicable	Not Applicable	19.21	55.33	92.80	Received from CET Cell
1613	EN25391616	ABHISHEK GOVIND RODE	Type A	SEBC	Not Applicable	Not Applicable	19.21	43.83	60.00	Received from CET Cell
1614	EN25164071	KHARADE PRANAV SANTOSH	Type A	SEBC	Not Applicable	Not Applicable	19.17	74.67	85.00	Received from CET Cell
1615	EN25373904	NAVALE SHANTANU SANDEEP	Type A	SEBC	Not Applicable	Not Applicable	19.17	53.33	79.60	Received from CET Cell
1616	EN25179229	SHINDE RAMNATH VACHISHT	Type A	OBC	Not Applicable	Not Applicable	19.08	76.17	86.40	Received from CET Cell
1617	EN25214480	SHRUTI GORAKH RASKAR	Type A	OBC	Not Applicable	Not Applicable	19.08	67.50	90.20	Received from CET Cell
1618	EN25103602	KHARAT SUMIT PARMESHWAR	Type A	SC	Not Applicable	Not Applicable	18.65	78.83	76.80	Received from CET Cell
1619	EN25394412	RIYA DNYANESHWAR KAMBLE	Type A	SC	Not Applicable	Not Applicable	18.65	70.50	78.00	Received from CET Cell
1620	EN25190432	JADHAV SANKET SUNIL	Type A	OBC	Not Applicable	Not Applicable	18.55	53.17	83.40	Received from CET Cell



Principal
09-09-25
Anant Rao Pawar College of Engineering
& Research, Parvati, Pune - 9

General Secretary
Akhil Bharatiya Maratha Shikshan Parishad,
Pune-411009.


1621	EN25304833	Chaitanya Sanjay Bhujbal	Type A	OBC	Not Applicable	Not Applicable	18.42	46.50	61.60	Applied At Institute
1622	EN25353102	RAUT RAJWARDHAN MAHESH	Type A	OBC	Not Applicable	Not Applicable	17.85	74.86	72.00	Received from CET Cell
1623	EN25349365	SAMYAK SACHIN ABDULE	Type A	SC	Not Applicable	Not Applicable	17.24	65.83	74.60	Received from CET Cell
1624	EN25316149	TAKSAL RAJ AJIT	Type A	OBC	Not Applicable	Not Applicable	16.86	69.83	82.00	Received from CET Cell
1625	EN25251841	PATIL OMKAR RAJKUMAR	Type A	NT 3 (NT-D)	Not Applicable	Not Applicable	16.69	65.33	82.80	Received from CET Cell
1626	EN25192325	TANUJA VILAS MORE	Type A	SEBC	Not Applicable	Not Applicable	16.69	52.33	82.60	Received from CET Cell
1627	EN25253648	GHUTUKADE VISHWJEET BALAKRUSHN	Type A	NT 2 (NT-C)	Not Applicable	Not Applicable	16.52	43.83	70.60	Received from CET Cell
1628	EN25214016	JOSHI ANUJ SUNIL	Type A	Open	Not Applicable	Not Applicable	16.52	67.17	89.60	Received from CET Cell
1629	EN25168996	ADITYA SANDIP DESAI	Type A	SEBC	Not Applicable	Not Applicable	16.52	57.83	74.20	Received from CET Cell
1630	EN25121327	HARSHAD DIPAK BHAMDARE	Type A	NT 1 (NT-B)	Not Applicable	Not Applicable	16.17	48.83	88.40	Received from CET Cell
1631	EN25282564	KHETMALAS GANESH SATISH	Type A	OBC	Not Applicable	Not Applicable	15.95	87.00	79.20	Received from CET Cell
1632	EN25251682	TIBILE SARVESH RAJENDRA	Type A	Open	Not Applicable	Not Applicable	15.82	59.33	83.40	Received from CET Cell
1633	EN25119629	BARKE BHOOMI PRASHANT	Type A	OBC	Not Applicable	Not Applicable	15.82	55.67	78.80	Received from CET Cell
1634	EN25324676	VISHWAKARMA SUMIT SHASTRILAL	Type A	Open	Not Applicable	Not Applicable	15.82	48.00	43.00	Received from CET Cell
1635	EN25202830	BORSE TEJAS PRAVIN	Type A	OBC	Not Applicable	Not Applicable	15.44	70.33	80.00	Received from CET Cell
1636	EN25260273	BAGUL DNYANRAJ BALIRAM	Type A	ST	Not Applicable	Not Applicable	15.44	60.00	63.00	Received from CET Cell
1637	EN25377074	SOHAM SUDHIR GIRI	Type A	Open	Not Applicable	Not Applicable	15.35	58.17	70.80	Received from CET Cell
1638	EN25275248	GARGI SACHIN PADWAL	Type A	Open	Not Applicable	Not Applicable	15.11	67.67	92.60	Received from CET Cell
1639	EN25242477	TEJAL PRADIP RAUT	Type A	OBC	Not Applicable	Not Applicable	14.91	60.50	75.20	Received from CET Cell
1640	EN25177829	SANJIVANI SANDIP GHORPADE	Type A	Open	Not Applicable	Not Applicable	14.91	57.00	75.20	Received from CET Cell
1641	EN25214666	PAWAR ISHWARI PRASHANT	Type A	OBC	Not Applicable	Not Applicable	14.76	76.83	71.40	Received from CET Cell
1642	EN25297680	RAWAT ARYAN NITIN	Type A	Open	Not Applicable	Not Applicable	14.76	75.17	52.66	Received from CET Cell
1643	EN25236561	PAWAR PRATHMESH NAVNATH	Type A	NT 1 (NT-B)	Not Applicable	Not Applicable	14.76	51.50	85.40	Received from CET Cell
1644	EN25317398	MAHAJAN SAURAV PRAMOD	Type A	OBC	Not Applicable	Not Applicable	14.31	76.83	90.40	Received from CET Cell
1645	EN25232967	NALAWADE MRUNAL RAJESH	Type A	OBC	Not Applicable	Not Applicable	14.31	57.00	67.00	Received from CET Cell
1646	EN25344588	MANERI JASIKA SHAUKAT	Type A	OBC	Not Applicable	Not Applicable	14.07	67.83	83.60	Received from CET Cell
1647	EN25385885	SHELAR SHRAVANI VISHWANATH	Type A	SEBC	Not Applicable	Not Applicable	14.07	64.17	85.40	Received from CET Cell
1648	EN25378564	WANKHADE VAIBHAV BRIJLAL	Type A	SC	Not Applicable	Not Applicable	14.06	60.83	57.20	Received from CET Cell
1649	EN25160794	BHALERAO KUNAL ANIL	Type A	SC	Not Applicable	Not Applicable	13.95	77.00	54.80	Received from CET Cell
1650	EN25101327	NIRALEE JAGDISH PUROHIT	Type A	Open	Not Applicable	Not Applicable	13.90	61.67	78.20	Received from CET Cell
1651	EN25354943	RATNAKAR PRAKRUTI SHIVARAY	Type A	SC	Not Applicable	Not Applicable	13.61	60.00	93.00	Received from CET Cell
1652	EN25134294	OMKAR ARUN GAVATE	Type A	Open	Not Applicable	Not Applicable	13.31	87.33	69.00	Received from CET Cell
1653	EN25315403	VAISHNAVI KUNDALIK KESKAR	Type A	NT 2 (NT-C)	Not Applicable	Not Applicable	13.31	69.00	73.00	Received from CET Cell
1654	EN25109024	KALUSE DURGESH RAMPRASAD	Type A	NT 3 (NT-D)	Not Applicable	Not Applicable	13.27	84.17	83.60	Received from CET Cell
1655	EN25261874	BHAGWAT PRANAV MAHESH	Type A	OBC	Not Applicable	Not Applicable	13.02	72.17	84.80	Received from CET Cell
1656	EN25205462	MANEDESHMUKH ANJALI SACHIN	Type A	SEBC	Not Applicable	Not Applicable	13.02	69.50	77.00	Received from CET Cell
1657	EN25310860	JADHAV CHAITANYA UTTAM	Type A	SEBC	Not Applicable	Not Applicable	12.38	69.00	85.20	Received from CET Cell
1658	EN25202523	DAPHALE JAYDEV JAYSING	Type A	NT 2 (NT-C)	Not Applicable	Not Applicable	12.38	58.17	87.00	Received from CET Cell
1659	EN25131252	BOREY ANIKET SANTOSH	Type A	OBC	Not Applicable	Not Applicable	11.95	76.00	78.80	Received from CET Cell
1660	EN25185418	SHRUTI NARENDRA WAGHIRKAR	Type A	Open	Not Applicable	Not Applicable	11.95	73.00	91.80	Received from CET Cell
1661	EN25141968	PORE VARADRAJ MAHESH	Type A	OBC	Not Applicable	Not Applicable	11.71	72.17	70.40	Received from CET Cell
1662	EN25302737	OM VINOD BUTE	Type A	OBC	Not Applicable	Not Applicable	11.71	49.67	77.60	Received from CET Cell
1663	EN25208354	SALUNKHE VISHMAY SANJAY	Type A	SEBC	Not Applicable	Not Applicable	11.13	61.33	80.83	Received from CET Cell
1664	EN25102027	SAUMYA VIVEKANAND BHOGALE	Type A	Open	Not Applicable	Not Applicable	11.13	56.67	80.80	Received from CET Cell
1665	EN25251196	TANISHA .	Type A	SC	Not Applicable	Not Applicable	10.87	67.20	78.80	Received from CET Cell



Principal
Anant Rao Pawar College of Engineering
& Research, Parvati, Pune - 9

General Secretary
Akhil Bharatiya Maratha Shikshan Parishad,
Pune-411009.


1666	EN2539189	URMUDE SHAMAL BAPURAO	Type A	SEBC	Not Applicable	Not Applicable	10.43	55.67	70.40	Received from CET Cell
1667	EN25236914	KADAM KUNAL KALYANRAO	Type A	Open	Not Applicable	Not Applicable	9.97	74.50	91.60	Received from CET Cell
1668	EN25343338	KARAD AKSHAY VITHAL	Type A	NT 3 (NT-D)	Not Applicable	Not Applicable	9.79	78.33	70.40	Received from CET Cell
1669	EN25374919	PAWAR JANHAVI UMESH	Type A	SEBC	Not Applicable	Not Applicable	9.79	69.00	83.40	Received from CET Cell
1670	EN25347575	INDULKAR SHLOK GANESH	Type A	SEBC	Not Applicable	Not Applicable	9.79	49.33	68.40	Received from CET Cell
1671	EN25204009	KOLSE RUSHIKESH APPASAHEB	Type A	OBC	Not Applicable	Not Applicable	9.69	83.17	88.20	Received from CET Cell
1672	EN25129662	KUMBHAR DHIRUV VASANT	Type A	OBC	Not Applicable	Not Applicable	9.60	52.00	74.60	Received from CET Cell
1673	EN25326797	KHARTODE PRATIK BALU	Type A	NT 2 (NT-C)	Not Applicable	Not Applicable	9.34	86.33	81.00	Received from CET Cell
1674	EN25385728	Harshada Anil patil	Type A	OBC	Not Applicable	Not Applicable	8.82	80.17	93.00	Applied At Institute
1675	EN25200562	KUMBHAR PRATHMESH MANOHAR	Type A	OBC	Not Applicable	Not Applicable	7.90	52.67	70.00	Received from CET Cell
1676	EN25246113	KHADE SHUBHAM SURESH	Type A	SC	Not Applicable	Not Applicable	7.82	61.67	84.80	Received from CET Cell
1677	EN25215469	HANDE SARTHA BABAJI	Type A	SEBC	Not Applicable	Not Applicable	7.74	50.33	84.80	Received from CET Cell
1678	EN25356615	SWAPNIL JYOTIRAM SHINDE	Type A	SC	Not Applicable	Not Applicable	7.44	46.50	95.00	Received from CET Cell
1679	EN25372984	UPADHYE SANSKRUTI SACHINKUMAR	Type A	Open	Not Applicable	Not Applicable	7.24	74.17	96.00	Received from CET Cell
1680	EN25166178	WANI SAYALI PRAKASH	Type A	OBC	Not Applicable	Not Applicable	7.15	86.33	82.20	Received from CET Cell
1681	EN25123623	PATIL ARYAN SACHIN	Type A	SEBC	Not Applicable	Not Applicable	7.15	56.50	67.00	Received from CET Cell
1682	EN25260379	SHAIKH GUFRAN HAPIJ	Type A	Open	Not Applicable	Not Applicable	6.68	48.17	67.40	Received from CET Cell
1683	EN25410288	KONDE DHANANJAY HARIKESH	Type A	Open	Not Applicable	Not Applicable	6.54	61.00	76.40	Received from CET Cell
1684	EN25109360	SAGAR VITTHALRAO PANCHAL	Type A	Open	Not Applicable	Not Applicable	6.49	49.17	73.60	Received from CET Cell
1685	EN25117764	ROHIT SARJERAO KHADE	Type A	SC	Not Applicable	Not Applicable	5.99	50.67	75.00	Received from CET Cell
1686	EN25393297	ADANE KAIWALYA SUDHIR	Type A	OBC	Not Applicable	Not Applicable	5.75	80.83	86.40	Received from CET Cell
1687	EN25343734	PRANALI KAKASAHEB KATE	Type A	SC	Not Applicable	Not Applicable	5.75	80.83	83.40	Received from CET Cell
1688	EN25364582	PATIL RAJYARDHAN MAYURESH	Type A	OBC	Not Applicable	Not Applicable	5.71	63.50	91.00	Received from CET Cell
1689	EN25109071	HARSHITA RAJU MUNOT	Type A	Open	Not Applicable	Not Applicable	5.31	83.67	83.20	Received from CET Cell
1690	EN25383916	MEHARE SHUBHAM SURENDRA	Type A	SC	Low-Vision	Not Applicable	4.57	44.00	52.00	Received from CET Cell
1691	EN25233928	MOHAMMAD FAHAD NISAR AHMAD KHAN	Type A	Open	Not Applicable	Not Applicable	4.53	50.67	67.80	Received from CET Cell
1692	EN25288234	SAHIL MOHAN KALE	Type A	OBC	Not Applicable	Not Applicable	4.50	58.83	87.00	Received from CET Cell
1693	EN25154543	GHADI ASHISH RAVINDRA	Type A	SEBC	Not Applicable	Not Applicable	4.15	63.67	84.80	Received from CET Cell
1694	EN25248161	BHADANE MOHIT INDRAJIT	Type A	OBC	Not Applicable	Not Applicable	3.60	69.33	78.40	Received from CET Cell
1695	EN25267321	MESHRAM PRANAV RUPESH	Type A	SC	Not Applicable	Not Applicable	3.49	73.50	80.80	Received from CET Cell
1696	EN25389900	KHANDALE GAURI RAMESH	Type A	SC	Not Applicable	Not Applicable	3.39	60.00	73.00	Received from CET Cell
1697	EN25122975	VISHWARATNA DUDHAMBI MAKRAND	Type A	SC	Not Applicable	Not Applicable	3.25	55.50	91.20	Received from CET Cell
1698	EN25128644	LANDGE MAYANK GANESH	Type A	DT/VJ	Not Applicable	Not Applicable	3.20	56.33	80.60	Received from CET Cell
1699	EN25370992	TAWARE CHETAN SHARAD	Type A	SEBC	Not Applicable	Not Applicable	3.18	69.67	87.60	Received from CET Cell
1700	EN25361901	SABLE MOHAN BALAJI	Type A	Open	Not Applicable	Not Applicable	3.18	64.67	86.40	Received from CET Cell
1701	EN25128317	DESHMUKH PRAJWAL GAJANAN	Type A	SEBC	Not Applicable	Not Applicable	3.18	58.83	81.20	Received from CET Cell
1702	EN25412653	PINGE PRAJWAL JAGDISH	Type A	OBC	Not Applicable	Not Applicable	3.18	55.00	65.00	Received from CET Cell
1703	EN25129897	KALSHETTY SHREYAS KASHINATH	Type A	OBC	Not Applicable	Not Applicable	2.80	54.50	75.00	Received from CET Cell
1704	EN25154452	SHAMBHURAJE AMOL YADAV	Type A	Open	Not Applicable	Not Applicable	2.80	56.00	60.00	Received from CET Cell
1705	EN25413178	TANVI PRASHANT DESHMUKH	Type A	Open	Not Applicable	Not Applicable	2.79	65.33	48.40	Received from CET Cell
1706	EN25100608	KAKAD SHREYASH SHARAD	Type A	OBC	Not Applicable	Not Applicable	2.79	53.67	66.40	Received from CET Cell
1707	EN25382537	PRASANN SUHAS KULKARNI	Type A	Open	Not Applicable	Not Applicable	2.70	49.33	61.40	Received from CET Cell
1708	EN25121065	ADITI KRISHNA PANDIT	Type A	Open	Not Applicable	Not Applicable	2.66	56.00	73.80	Received from CET Cell
1709	EN25183906	SURVE YOGESH JAYRAM	Type A	SC	Not Applicable	Not Applicable	2.38	86.67	92.40	Received from CET Cell
1710	EN25313571	VEDANTIKA SURYAKANT PATIL	Type A	SEBC	Not Applicable	Not Applicable	1.31	56.67	61.60	Received from CET Cell





Principal
Anant Rao Pawar College of Engineering
& Research, Parvati, Pune-9

General Secretary
Akhil Bharatiya Maratha Shikshan Parishad,
Pune-411002.

1711	EN25409005	ARITKUMAR RATIKANTA SANTRA	Type A	Open	Not Applicable	Not Applicable	1.02	56.67	76.40	Received from CET Cell
1712	EN25411807	KALE AYUSH AVINASH	Type A	Open	Not Applicable	Not Applicable	0.61	65.00	74.20	Received from CET Cell
1713	EN25313189	YAYIN VIKAS KALE	Type A	Open	Not Applicable	Not Applicable	0.42	53.00	52.20	Received from CET Cell
1714	EN25363547	ADAGALE GAURAV SUNIL	Type A	SC	Not Applicable	Not Applicable	0.12	48.83	78.20	Received from CET Cell




Principal
 Anantrao Pawar College of Engineering
 & Research, Parvati, Pune - 9


General Secretary
 Akhil Bharatiya Maratha Shikshan Parishad,
 Pune-411009.