



**AKHIL BHARATIYA MARATHA SHIKSHAN PARISHAD'S  
ANANTRAO PAWAR COLLEGE OF ENGINEERING & RESEARCH**

Sr. No. 103, Parvati, Pune - 411 009.

Tel.: 020-24218901/8959 Tele Fax : 020-24213929

Web.: <http://www.abmbspcoerpune.org> Email : [abmbspcoe@yahoo.com](mailto:abmbspcoe@yahoo.com)



Approved by AICTE & Govt. of Maharashtra, Affiliated to Savitribai Phule Pune University

**NAAC ACCREDITED**, DTE CODE :- EN 6794, AISHE CODE :- C-41484

Savitribai Phule Pune University Identification No. PU/PN/Engg. / 441/2012,

**Criteria - 6**

**6.3.2 Audited statement of account highlighting the financial support to teachers to attend Conferences/Workshops and towards membership fee for Professional bodies .**

| Sr.No. | Year                        | Page No.           |
|--------|-----------------------------|--------------------|
| 1.     | 2021-22 (ISTE)              | <a href="#">8</a>  |
|        | 2021-22 (Jugad funda)       | <a href="#">9</a>  |
|        | 2021-22 (FDP)               | <a href="#">11</a> |
|        | 2021-22 (IIT Registration)  | <a href="#">11</a> |
|        | 2021-22 (Jugad funda)       | <a href="#">19</a> |
| 2.     | 2020-21 (ISTE)              | <a href="#">33</a> |
|        | 2020-21 (IIT Registratiopn) | <a href="#">36</a> |
|        | 2020-21 (FDP)               | <a href="#">38</a> |

CA Keshav B Salunke

B.Com, (Hons) FCA



K B SALUNKE & CO

Chartered Accountants

B-301, Bharat Bhavan, 1361, Shukrawar Peth,  
Behind Saraswati Mandir, Pune - 411 002

Phone - 020 - 24477277

Email ids : [cakbsalunke@yahoo.com](mailto:cakbsalunke@yahoo.com)

---

### AUDITORS' REPORT

To,  
The Principal,  
Anantrao Pawar College of Engineering & Reserch,  
Akhl Bhartiya Maratha Shikshan Parishad,  
Parvati Ramana, Pune - 411 009

1. We have examined the Balance Sheet as on 31<sup>st</sup> March 2022, and the Income And Expenditure Account for the period beginning from 1<sup>st</sup> April 2021 to ending on 31<sup>st</sup> March 2022, attached herewith, of Anantrao Pawar College of Engineering & Reserch, Parvati Ramana, Pune - 411 009, as per their respective books of accounts and other records and documents produced before us.

2. Responsibility:

Basically, Management of the Trust is responsible for preparation of these financial statements and our responsibility is to express an opinion on these financial statements based on our audit. We conducted our audit in accordance with the Standards on Auditing issued by the Institute of Chartered Accountants of India. Those Standards require that we comply with ethical requirements and plan and perform the audit to obtain reasonable assurance about whether the financial statements are free from material misstatement. An audit involves performing procedures to obtain audit evidence about the amounts and disclosures in the financial statements. The procedures selected depend on the auditor's judgment, including the assessment of the risks of material misstatement of the financial statements, whether due to fraud or error. In making those risk assessments, the auditor considers internal control relevant to the entity's preparation and fair presentation of the financial statements in order to design audit procedures that are appropriate in the circumstances, but not for the purpose of expressing an opinion on the effectiveness of the entity's Internal control. An audit also includes evaluating the appropriateness of accounting policies used and the reasonableness of the accounting estimates made by management, as well as evaluating the overall presentation of the financial statements. We believe that the audit evidence we have obtained is sufficient and appropriate to provide a basis for our audit opinion.



3. Major accounting policies as enclosed to final accounts.
4. Cash balances as on the year end date are as certified by the Accountants, Registrars and Directors / Principals of the college.
5. Previous year figures have been regrouped/ rearranged to suit current Year's classification.
6. Balance in advances, deposits, fees and other receivables, creditors & other payable account, fixed assets etc. are as per books of accounts and are subject to confirmation from the respective parties.
7. Bank balances of are as per bank reconciliation statements as on the year end date.
8. Wherever outside evidence is not available we have relied upon the in house vouchers prepared by the Accountant and approved by the Principal of the College
9. During the year under audit, society has charged various amounts to the college, on account of allocation of various common expenses of the society. These expenses are accounted in books of accounts of college, based on allocation details received from society office.

10. Opinion:-

In our opinion & to the best of our information & according to the explanations / information given to us and subject to our above observations, the said accounts give true & fair view:

- i) In case of Balance Sheet, of the State of Affairs of the Anantrao Pawar College of Engineering & Reserch, as at 31st March 2022 &
- ii) In case of Income & Expenditure Account, of the Surplus for the year ended on 31st March 2022.



For K. B. Salunke & Co.  
Chartered Accountants

F. R. No. 109001W  
CA K. B. Salunke  
Proprietor

(Membership No. 032145)

UDIN-22032145 AYDKQY8489  
26 SEP 2022



Anantrao Pawar College of Engineering & Reserch,  
Akhil Bhartiya Maratha Shikshan Parishad,  
Parvati Ramana, Pune – 411 009

"SCHEDULE - K"

NOTES FORMING PART OF ACCOUNTS& ACCOUNTING POLICIES F.Y. 2021-2022

Significant Accounting Policies: -

1. Accounting Policies

Significant accounting policies adopted and consistently followed in the preparation and presentation of financial statements, disclosed in the following paragraphs, form part of the financial statements and they confirm to major considerations such as prudence, substance over form & materiality.

2. Accounting Methodology

- a) All fundamental assumptions are followed in preparing and presenting the financial statements. The accounts have been prepared & presented under the historical cost convention system. Few branches have followed cash system of accounting and other has followed mercantile system of accounting. This accounting system is being followed since past. Accounts are maintained in accordance with all applicable Accounting Standards except were stated otherwise.
- b) During the year under audit, society has accounted for various receivables from its colleges, on account of allocation of common expenses of the society. Whereas, expenses against which the allocation has been booked, are not accounted in the books of accounts of the society. Such income booked by Society and expenses provisions booked by branches against this income of the society are netted off in consolidated financials of the society.

3. Contingencies & Events occurring after the Balance Sheet date

There are no contingencies (conditions or situations) the outcome of which is known or determined on occurrences or non-occurrences of certain future events.

There are no significant or material events, both favorable & unfavorable, occurred between Balance Sheet date & the date on which financial statements are approved.



4. **Excess of Income / Expenditure for the Period, Prior Period Items & Changes in Accounting Policies**

All Items of incomes & expenses, recognized in a period are included in determination of excess of income or expenditure for the period unless an accounting standard required or permitted otherwise.

There are no other materials or significant prior period items or extra ordinary items having a material effect on the financial statements in the current period or future periods.

There is no change in the accounting policies having a material effect on the financial statements in the current period or future periods.

5. **Fixed Assets & Depreciation**

Fixed assets are stated at book value (Gross Block) for the year.

Depreciation has been consistently calculated, on all fixed assets, on depreciation fund method, as per rates specified in Income-Tax Act 1961, as amended from time to time.

The financial statements disclosed depreciation for the current year only. The accumulated amount of depreciation up to the date of Balance Sheet, on all assets in active use on the date of Balance Sheet is Rs. 6,09,89,885.41/-. This is separately disclosed as Depreciation Fund under Earmarked funds, under liability side of the Balance Sheet.

6. **Revenue Recognition**

Few branches have followed cash system of accounting and others have followed mercantile system of accounting for recognizing the revenue. This Accounting System is being followed since past and there is no change in the current year.

7. **Retirement benefits**

Retirement's benefits to its employees are in the nature of provident fund contribution & gratuity only. Gratuity, as and when actually paid, is debited and charged to income & expenditure account.

8. **Provisions, Contingent Liabilities & Contingent Assets**

No contingent liability and no contingent asset exist at the end of the current year.

As per our report of even date

For K.B. Salunke & Co.

For Anantrao Pawar College of Engineering & Research




  
Principal

Anantrao Pawar College of Engineering  
& Research, Parvati, Pune - 9



For K. B. SALUNKE & CO.  
Chartered Accountants

  
CA. K. B. SALUNKE  
Proprietor  
M. No. 032145

UDIN-22032145 AYOKQY84892 6 SEP 2022




AKHIL BHARTIYA MARATHA SHIKSHAN PARISHAD'S  
ANANTRAO PAWAR COLLEGE OF ENGINEERING & RESEARCH  
PARVATI, PUNE - 411 009

**RECEIPT AND PAYMENT ACCOUNT**  
FOR THE YEAR ENDED 31ST MARCH 2022

| RECEIPTS                  | SCH | AMOUNT<br>Rs.          | PAYMENTS               | SCH | AMOUNT<br>Rs.          |
|---------------------------|-----|------------------------|------------------------|-----|------------------------|
| To Opening Balance        | A   | 48,89,366.49           | By Salary Expenses     | F   | 4,38,88,490.00         |
| To Fees & Other Receipts  | B   | 8,66,47,351.82         | By Other Expenditures  | G   | 2,47,20,149.69         |
| To Saving Bank Interest   |     | 1,80,108.00            | By Fixed Assets        | H   | 85,68,770.00           |
| To Fixed Deposit Interest |     | 58,065.00              |                        |     |                        |
| To Indirect Receipts      | C   | 17,51,711.00           | By Indirect Payments   | C   | 18,47,208.00           |
| To Other Receipts         | D   | 15,57,30,133.33        | By Other Payments      | D   | 17,60,13,851.33        |
| To Inter Institutional    | E   | 1,05,77,113.00         | By Inter Institutional | E   | 5,808.08               |
|                           |     |                        | By Closing Balance     | A   | 47,89,571.54           |
| <b>TOTAL</b>              |     | <b>25,98,33,848.64</b> | <b>TOTAL</b>           |     | <b>25,98,33,848.64</b> |

Place : Pune


Anantrao Pawar College of Engineering & Research

  
Principal

Anantrao Pawar College of Engineering  
& Research, Parvati, Pune - 9



For K. B. Salunke & Co.  
Chartered Accountants  
F. R. No. 109001W



CA K. B. Salunke  
Proprietor  
Membership No. 032145

**UDIN-22032145AYDKQY8489**

**26 SEP 2022**

AKHIL BHARTIYA MARATHA SHIKSHAN PARISHAD'S

**ANANTRAO PAWAR COLLEGE OF ENGINEERING & RESEARCH**

PARVATI, PUNE - 411 009


SCHEDULES TO & FORMING PART OF THE RECEIPT & PAYMENT ACCOUNT FOR THE YEAR ENDED 31ST MARCH 2022

**SCHEDULE A : OPENING AND CLOSING BALANCE**

| SR. NO. | PARTICULARS                                    | AMOUNT<br>Rs.       | AMOUNT<br>Rs.       |
|---------|--|---------------------|---------------------|
| I       | Cash in Hand                                   | 55,013.00           | 38,017.00           |
| II      | <b><u>Cash at Bank</u></b>                     |                     |                     |
| 1       | Axis Bank - CA - A/c No. 916020062307897       | 1,31,522.00         | 1,72,762.00         |
| 2       | Axis Bank CAP                                  | 2,93,291.00         | 2,60,643.00         |
| 3       | Axis Bank - SB - 916010062254767               | 7,89,143.62         | 15,51,255.42        |
| 4       | Bank of India A/c No. 051310110006939          | 23,60,646.79        | 18,99,822.14        |
| 5       | Bank of Maharashtra A/c No. 60115206370 - Exam | 6,30,466.80         | 1,21,606.08         |
| 6       | Bank of Maharashtra A/c No. 60144890819 (E&L)  | 3,94,314.74         | 4,05,270.74         |
| 7       | Bank of Maharashtra A/c No. 60152148481 (NSS)  | 86,586.44           | 84,248.20           |
| 8       | Bank of Maharashtra A/c No. 60247434076 (CAP)  | 3,256.50            | 3,347.50            |
| 9       | Bank of India Research A/c No.051320110000886  | 91,602.20           | 1,81,043.86         |
| 10      | Bank of Maharashtra Alumni                     | 53,523.40           | 71,555.60           |
|         | <b>Total</b>                                   | <b>48,89,366.49</b> | <b>47,89,571.54</b> |

**SCHEDULE B : FEES & OTHER RECEIPTS**

| SR. NO. | PARTICULARS                       | AMOUNT<br>Rs.  | AMOUNT<br>Rs.  |
|---------|-----------------------------------|----------------|----------------|
| I       | <b><u>Fees</u></b>                |                |                |
| 1       | Tuition Fees                      | 7,12,91,650.00 | 7,99,16,800.00 |
| 2       | Development Fees                  | 86,25,150.00   |                |
| II      | <b><u>University Receipts</u></b> |                |                |
| 1       | Eligibility Fee                   | 2,83,800.00    | 30,70,027.00   |
| 2       | Pro - Rata Fee                    | 4,07,675.00    |                |
| 3       | University Exam Fee               | 21,44,620.00   |                |
| 4       | Alumni Fee                        | 94,000.00      |                |
| 5       | Research Grant                    | 18,250.00      |                |
| 6       | AICTE Research Grant              | 1,21,682.00    |                |





|              |                                |              |                       |
|--------------|--------------------------------|--------------|-----------------------|
| <b>III</b>   | <b>Other Receipts</b>          |              |                       |
| 1            | Admission Cancellation Charges | 10,000.00    |                       |
| 2            | Consultancy Charges            | 2,800.00     |                       |
| 3            | FSAI Registration Fee          | 6,96,850.00  |                       |
| 4            | ISTE Registration Fee          | 1,51,590.00  |                       |
| 5            | Electricity Charges            | 86,948.00    |                       |
| 6            | Miscellaneous Receipts         | 3,065.82     |                       |
| 7            | Online Data fee                | 1,03,165.00  |                       |
| 8            | Student Activity Charges       | 20,24,441.00 |                       |
| 9            | Stationery Fee                 | 330.00       |                       |
| 10           | B. Voc. Fee                    | 19,000.00    |                       |
| 11           | Grant for MS-CIT               | 55,746.00    |                       |
| 12           | Industrial Visit               | 51,500.00    |                       |
| 13           | Library Fine                   | 98.00        |                       |
| 14           | Police Exam                    | 12,825.00    |                       |
| 15           | Polyhouse Charges              | 1,166.00     |                       |
| 16           | TC Certificate Charges         | 900.00       |                       |
| 17           | Xerox Charges                  | 1,641.00     |                       |
| 18           | Provisional Admission Fee      | 7,000.00     |                       |
| 19           | Salary Recovery                | 2,19,520.00  |                       |
| 20           | Fee Received 2017-2018         | 55,179.00    |                       |
| 21           | NEET Exam                      | 1,56,760.00  | 36,60,524.82          |
| <b>Total</b> |                                |              | <b>8,66,47,351.82</b> |

**SCHEDULE C : INDIRECT RECEIPTS & PAYMENTS**

| SR. NO.      | PARTICULARS    | RECEIPTS<br>Rs.     | PAYMENTS<br>Rs.     |
|--------------|----------------|---------------------|---------------------|
| 1            | Income Tax     | 7,03,810.00         | 7,15,532.00         |
| 2            | Profession Tax | 2,18,026.00         | 2,38,500.00         |
| 3            | Provident Fund | 7,63,177.00         | 8,26,818.00         |
| 4            | TDS Suppliers  | 66,698.00           | 66,358.00           |
| <b>Total</b> |                | <b>17,51,711.00</b> | <b>18,47,208.00</b> |





**SCHEDULE D : OTHER RECEIPTS & PAYMENTS**

| SR. NO.    | PARTICULARS                             | RECEIPTS<br>RS. | PAYMENTS<br>RS. |
|------------|---|-----------------|-----------------|
| <b>I</b>   | <b><u>Deposits</u></b>                  |                 |                 |
| 1          | Caution Money Deposit                   | 13,92,000.00    | 6,60,000.00     |
| <b>II</b>  | <b><u>Sundry Creditors</u></b>          |                 |                 |
| 1          | Jugaadfundu Innovations LLP             | 2,41,605.00     | 2,40,705.00     |
| 2          | Limerick Technologies Pvt. Ltd.         | 3,77,600.00     | 4,16,750.00     |
| 3          | Pune Municipal Corporation              | 30,00,000.00    | -               |
| 4          | Rajashree Jadhav                        | 12,268.00       | 10,985.00       |
| 5          | Swarajy Enterprises                     | 25,740.00       | 51,480.00       |
| 6          | Veertrag Computers Pvt Ltd              | 76,78,260.00    | 20,00,000.00    |
| <b>III</b> | <b><u>Scholarship</u></b>               |                 |                 |
| 1          | Scholarship from Gov. 2020-21           | 2,03,66,375.00  | 2,05,625.25     |
| 2          | Fee Receivable - Scholership            | 5,01,764.25     | -               |
| 3          | EBC 2021-2022 from Government           | -               | 92,37,120.00    |
| 4          | EWS 2021-2022 from Government           | -               | 14,60,455.00    |
| 5          | OBC 2021-2022 from Government           | -               | 67,38,933.00    |
| 6          | SC/NT/VJNT/SE 2021-2022 from Government | -               | 1,52,33,420.00  |
| <b>IV</b>  | <b><u>Staff Advances</u></b>            |                 |                 |
| 1          | Ashwini Bhalerao                        | -               | 500.00          |
| 2          | Gayatri Kamble                          | -               | 1,500.00        |
| 3          | Rucha Babar                             | 1,04,120.00     | 1,00,000.00     |
| 4          | Dhanaji Shinde                          | 27,100.00       | 19,000.00       |
| 5          | Digambar Pawar                          | 1,000.00        | 2,000.00        |
| 6          | Omkar Dhamale                           | -               | 1,800.00        |
| 7          | Sagar Gaikwad                           | 8,800.00        | -               |
| 8          | Sarika Indalkar                         | 15,450.00       | 17,450.00       |
| 9          | Abhay Shelar                            | 8,000.00        | 26,280.00       |
| 10         | Aditya Wankhede                         | 10,026.00       | 16,726.00       |
| 11         | Amol Shendkar                           | 400.00          | -               |
| 12         | Ashlesha Adsul                          | -               | 1,300.00        |
| 13         | Ganesh Kondhalkar                       | 8,39,068.00     | 8,36,358.00     |
| 14         | Jitendra Musale                         | -               | 1,200.00        |
| 15         | Prajakta Kachare                        | 10,030.00       | 9,030.00        |
| 16         | Ramesh Lavhe                            | 2,000.00        | 4,200.00        |
| 17         | Sandeep Raut                            | 6,000.00        | 4,000.00        |
| 18         | Shahrukh Baig                           | 1,000.00        | -               |
| 19         | Sharad Jagtap                           | 8,320.00        | 15,851.00       |
| 20         | Swati Joshi                             | -               | 1,400.00        |
| 21         | Sayali Kokane                           | -               | 2,000.00        |
| 22         | Sudhir Shingade                         | 14,300.00       | 15,800.00       |



|              |                                     |                        |                        |
|--------------|-------------------------------------|------------------------|------------------------|
| <b>V</b>     | <b>Others</b>                       |                        |                        |
| 1            | Fee Receivable From Student 2019-20 | 2,53,201.00            | 22,675.00              |
| 2            | Fee Receivable From Student 2020-21 | 1,00,41,640.00         | 1,23,320.00            |
| 3            | Fee Receivable From Student 2021-22 | 6,97,78,704.00         | 8,60,79,014.00         |
| 4            | Salary Payable                      | 4,09,49,484.00         | 5,23,51,509.00         |
| 5            | Accrued Interest                    | -                      | 52,257.00              |
| 6            | TDS on FD                           | 5,808.08               | 5,808.08               |
| 7            | Excess Fee                          | 50,070.00              | 47,400.00              |
| <b>Total</b> |                                     | <b>15,57,30,133.33</b> | <b>17,60,13,851.33</b> |

**SCHEDULE E : INTER INSTITUTIONAL**

| SR. NO.      | PARTICULARS                                 | RECEIPTS<br>RS.       | PAYMENTS<br>RS. |
|--------------|---|-----------------------|-----------------|
| 1            | Akhil Bharatiya Maratha Shikshan Parishad's | 1,05,77,113.00        | 5,808.08        |
| <b>Total</b> |   | <b>1,05,77,113.00</b> | <b>5,808.08</b> |

**SCHEDULE F : SALARY EXPENSES**

| SR. NO.      | PARTICULARS                | RECEIPTS<br>RS. | PAYMENTS<br>RS.       |
|--------------|----------------------------|-----------------|-----------------------|
| 1            | Teaching Staff Salary      | 3,71,23,926.00  |                       |
| 2            | Non Teaching Staff Salary  | 50,12,753.00    |                       |
| 3            | PF Management Contribution | 7,48,771.00     |                       |
| 4            | PF Administration Charges  | 29,952.00       |                       |
| 5            | Security Charges           | 3,10,921.00     |                       |
| 6            | Innovation Club Salary     | 6,62,167.00     | 4,38,88,490.00        |
| <b>Total</b> |                            |                 | <b>4,38,88,490.00</b> |


**SCHEDULE G : OTHER EXPENDITURES**

| SR. NO. | PARTICULARS            | AMOUNT<br>Rs. | AMOUNT<br>Rs. |
|---------|------------------------|---------------|---------------|
| 1       | Laboratory Expenses    | 1,72,665.00   |               |
| 2       | Telephone Expenses     | 17,327.00     |               |
| 3       | Academic Expenses      | 8,67,667.00   |               |
| 4       | Advertisement Expenses | 4,34,418.00   |               |
| 5       | Audit Fee              | 85,000.00     |               |
| 6       | Bank Charges           | 13,242.69     |               |
| 7       | Cleaning Expenses      | 6,835.00      |               |
| 8       | Electrical Expenses    | 54,769.00     |               |





|    |                                    |              |
|----|------------------------------------|--------------|
| 9  | Electricity Expenses               | 4,82,600.00  |
| 10 | Generator Diesel Expenses          | 39,520.00    |
| 11 | Housekeeping Charges               | 36,10,361.00 |
| 12 | E Journals Expenses                | 73,660.00    |
| 13 | Internet Expenses                  | 4,62,254.00  |
| 14 | Newspaper & Periodicals Expenses   | 14,296.00    |
| 15 | Office Expenses                    | 30,232.00    |
| 16 | Faculty Dev. Programme Fee         | 14,000.00    |
| 17 | IIT Bombay Reg. Fee                | 25,000.00    |
| 18 | Miscellaneous Expenses             | 1,522.00     |
| 19 | Building Rent                      | 2,700.00     |
| 20 | Garden Maintenance                 | 19,47,533.00 |
| 21 | Postage Expenses                   | 2,715.00     |
| 22 | Printing Expenses                  | 2,28,996.00  |
| 23 | Exam Expenses                      | 29,042.00    |
| 24 | Printed Journals Expenses          | 1,86,688.00  |
| 25 | Remuneration Expenses              | 2,37,672.00  |
| 26 | Repairs & Maintenance - Computer   | 77,813.00    |
| 27 | Repairs & Maintenance Expenses     | 3,83,531.00  |
| 28 | Professional Charges               | 1,31,800.00  |
| 29 | Sports Expenses                    | 4,006.00     |
| 30 | Staff Welfare Expenses             | 1,30,940.00  |
| 31 | Ground Maintenance                 | 21,47,964.00 |
| 32 | Stationery Expenses                | 1,31,135.00  |
| 33 | Tea & Refreshment Expenses         | 47,591.00    |
| 34 | Training & Placement Expenses      | 19,925.00    |
| 35 | Travelling Expenses                | 66,169.00    |
| 36 | Technothon 2020-2021               | 53,600.00    |
| 37 | Water Expenses                     | 42,333.00    |
| 38 | Polyhouse Expenses                 | 15,501.00    |
| 39 | MS-CIT Exam                        | 52,155.00    |
| 40 | Police Exam                        | 9,925.00     |
| 41 | AICTE Fee for AY 2021-2022         | 90,000.00    |
| 42 | AICTE Workshop Expenses            | 10,014.00    |
| 43 | Arks & Associates Registration Fee | 8,500.00     |
| 44 | Campening Expenses                 | 31,259.00    |
| 45 | Computer Peripherals               | 22,890.00    |
| 46 | Earn & Learn Expenses              | 11,808.00    |
| 47 | Functions & Ceremony Expenses      | 4,307.00     |
| 48 | I-card Expenses                    | 36,218.00    |
| 49 | Meeting Expenses                   | 11,278.00    |
| 50 | Microsoft License Renewal Fee      | 3,88,220.00  |
| 51 | Peon Uniform Expenses              | 8,000.00     |
| 52 | Students Welfare Expenses          | 4,500.00     |
| 53 | PMX Tax                            | 30,00,000.00 |
| 54 | Workshop Material Expenses         | 1,99,196.00  |
| 55 | Xerox Expenses                     | 576.00       |



|              |                              |              |                |
|--------------|------------------------------|--------------|----------------|
| 56           | NEET Exam                    | 1,40,300.00  | 2,04,46,712.69 |
| 57           | Fee Concession 2021-2022     | 9,27,159.00  |                |
| 58           | Supervisory Charges          | 31,97,385.00 |                |
| 59           | <b>University Payments :</b> |              |                |
| i            | Eligibility Fee              | 2,42,072.00  | 42,73,437.00   |
| ii           | University Exam Fee          | 26,13,550.00 |                |
| iii          | Pro - Rata Fee               | 2,27,332.00  |                |
| iv           | Affiliation Fee              | 11,19,200.00 |                |
| v            | NSS Activities               | 71,283.00    |                |
| <b>Total</b> |                              |              | 2,47,20,149.69 |

**SCHEDULE H : FIXED ASSETS**

| SR. NO.      | PARTICULARS                      | AMOUNT<br>Rs. | AMOUNT<br>Rs. |
|--------------|----------------------------------|---------------|---------------|
| 1            | Computer, Peripherals & Software | 78,08,760.00  | 85,68,770.00  |
| 2            | Equipments                       | 4,80,698.00   |               |
| 3            | Library Books                    | 2,79,312.00   |               |
| <b>Total</b> |                                  |               | 85,68,770.00  |





AKHIL BHARTIYA MARATHA SHIKSHAN PARISHAD'S  
ANANTRAO PAWAR COLLEGE OF ENGINEERING & RESEARCH  
PARVATI, PUNE - 411 009

**INCOME & EXPENDITURE ACCOUNT**  
FOR THE YEAR ENDED 31ST MARCH 2022

| EXPENSES                                | SCH | AMOUNT<br>Rs.         | INCOME                    | SCH | AMOUNT<br>Rs.         |
|---|-----|-----------------------|---------------------------|-----|-----------------------|
| To Salary Expenses                      | A   | 4,38,88,490.00        | By Fees & Other Receipts  | C   | 8,66,47,351.82        |
| To Other Expenses                       | B   | 2,47,20,149.69        | By Saving Bank Interest   |     | 1,80,108.00           |
| To Depreciation                         |     | 44,01,284.45          | By Fixed Deposit Interest |     | 58,065.00             |
| To Excess of Income<br>Over Expenditure |     | 1,38,75,600.68        |                           |     |                       |
| <b>TOTAL</b>                            |     | <b>8,68,85,524.82</b> | <b>TOTAL</b>              |     | <b>8,68,85,524.82</b> |

Place : Pune

Anantrao Pawar College of Engineering & Research

  
Principal

Anantrao Pawar College of Engineering  
& Research, Parvati, Pune - 9



As per our report of even date  
For K. B. Salunke & Co.  
Chartered Accountants  
F. R. No. 109001W



CA K. B. Salunke  
Proprietor

Membership No. 032145

**UDIN-22032145AYDKQY8489**  
**26 SEP 2022**

AKHIL BHARTIYA MARATHA SHIKSHAN PARISHAD'S  
ANANTRAO PAWAR COLLEGE OF ENGINEERING & RESEARCH  
PARVATI, PUNE - 411 009


SCHEDULES TO & FORMING PART OF THE INCOME & EXPENDITURE ACCOUNT FOR THE YEAR ENDED 31ST  
MARCH 2022

**SCHEDULE A : SALARY EXPENSES**

| SR. NO. | PARTICULARS                | RECEIPTS<br>RS. | PAYMENTS<br>RS. |
|---------|----------------------------|-----------------|-----------------|
| 1       | Teaching Staff Salary      | 3,71,23,926.00  |                 |
| 2       | Non Teaching Staff Salary  | 50,12,753.00    |                 |
| 3       | PF Management Contribution | 7,48,771.00     |                 |
| 4       | PF Adminstration Charges   | 29,952.00       |                 |
| 5       | Security Charges           | 3,10,921.00     |                 |
| 6       | Innovation Club Salary     | 6,62,167.00     | 4,38,88,490.00  |
|         | <b>Total</b>               |                 | 4,38,88,490.00  |

**SCHEDULE B : OTHER EXPENDITURES**

| SR. NO. | PARTICULARS                      | AMOUNT<br>Rs. | AMOUNT<br>Rs. |
|---------|----------------------------------|---------------|---------------|
| 1       | Laboratory Expenses              | 1,72,665.00   |               |
| 2       | Telephone Expenses               | 17,327.00     |               |
| 3       | Academic Expenses                | 8,67,667.00   |               |
| 4       | Advertisement Expenses           | 4,34,418.00   |               |
| 5       | Audit Fee                        | 85,000.00     |               |
| 6       | Bank Charges                     | 13,242.69     |               |
| 7       | Cleaning Expenses                | 6,835.00      |               |
| 8       | Electrical Expenses              | 54,769.00     |               |
| 9       | Electricity Expenses             | 4,82,600.00   |               |
| 10      | Generator Diesel Expenses        | 39,520.00     |               |
| 11      | Housekeeping Charges             | 36,10,361.00  |               |
| 12      | E Journals Expenses              | 73,660.00     |               |
| 13      | Internet Expenses                | 4,62,254.00   |               |
| 14      | Newspaper & Periodicals Expenses | 14,296.00     |               |
| 15      | Office Expenses                  | 30,232.00     |               |
| 16      | Facaulty Dev. Programme Fee      | 14,000.00     |               |
| 17      | IIT Bombay Reg. Fee              | 25,000.00     |               |
| 18      | Miscellaneous Expenses           | 1,522.00      |               |






AKHIL BHARTIYA MARATHA SHIKSHAN PARISHAD'S  
ANANTRAO PAWAR COLLEGE OF ENGINEERING & RESEARCH  
PARVATI, PUNE - 411 009

SCHEDULES TO & FORMING PART OF THE INCOME & EXPENDITURE ACCOUNT FOR THE YEAR ENDED 31ST  
MARCH 2022

|    |                                    |              |
|----|------------------------------------|--------------|
| 19 | Building Rent                      | 2,700.00     |
| 20 | Garden Maintenance                 | 19,47,533.00 |
| 21 | Postage Expenses                   | 2,715.00     |
| 22 | Printing Expenses                  | 2,28,996.00  |
| 23 | Exam Expenses                      | 29,042.00    |
| 24 | Printed Journals Expenses          | 1,86,688.00  |
| 25 | Remuneration Expenses              | 2,37,672.00  |
| 26 | Repairs & Maintenance - Computer   | 77,813.00    |
| 27 | Repairs & Maintenance Expenses     | 3,83,531.00  |
| 28 | Professional Charges               | 1,31,800.00  |
| 29 | Sports Expenses                    | 4,006.00     |
| 30 | Staff Welfare Expenses             | 1,30,940.00  |
| 31 | Ground Maintenance                 | 21,47,964.00 |
| 32 | Stationery Expenses                | 1,31,135.00  |
| 33 | Tea & Refreshment Expenses         | 47,591.00    |
| 34 | Training & Placement Expenses      | 19,925.00    |
| 35 | Travelling Expenses                | 66,169.00    |
| 36 | Technothon 2020-2021               | 53,600.00    |
| 37 | Water Expenses                     | 42,333.00    |
| 38 | Polyhouse Expenses                 | 15,501.00    |
| 39 | MS-CIT Exam                        | 52,155.00    |
| 40 | Police Exam                        | 9,925.00     |
| 41 | AICTE Fee for AY 2021-2022         | 90,000.00    |
| 42 | AICTE Workshop Expenses            | 10,014.00    |
| 43 | Arks & Associates Registration Fee | 8,500.00     |
| 44 | Campening Expenses                 | 31,259.00    |
| 45 | Computer Peripherals               | 22,890.00    |
| 46 | Earn & Learn Expenses              | 11,808.00    |
| 47 | Functions & Ceremony Expenses      | 4,307.00     |
| 48 | I-card Expenses                    | 36,218.00    |
| 49 | Meeting Expenses                   | 11,278.00    |
| 50 | Microsoft License Renewal Fee      | 3,88,220.00  |
| 51 | Peon Uniform Expenses              | 8,000.00     |
| 52 | Students Welfare Expenses          | 4,500.00     |
| 53 | PMX Tax                            | 30,00,000.00 |
| 54 | Workshop Material Expenses         | 1,99,196.00  |
| 55 | Xerox Expenses                     | 576.00       |



|              |                                     |              |                |
|--------------|-------------------------------------|--------------|----------------|
| 56           | NEET Exam                           | 1,40,300.00  |                |
| 57           | Fee Concession 2021-2022            | 9,27,159.00  |                |
| 58           | Supervisory Charges                 | 31,97,385.00 |                |
| <b>59</b>    | <b><u>University Payments :</u></b> |              |                |
| i            | Eligibility Fee                     | 2,42,072.00  |                |
| ii           | University Exam Fee                 | 26,13,550.00 |                |
| iii          | Pro - Rata Fee                      | 2,27,332.00  |                |
| iv           | Affiliation Fee                     | 11,19,200.00 |                |
| v            | NSS Activities                      | 71,283.00    | 2,47,20,149.69 |
| <b>Total</b> |                                     |              | 2,47,20,149.69 |

### SCHEDULE C : FEES & OTHER RECEIPTS

| SR. NO.    | PARTICULARS                       | AMOUNT<br>Rs.  | AMOUNT<br>Rs.  |
|------------|-----------------------------------|----------------|----------------|
| <b>I</b>   | <b><u>Fees</u></b>                |                |                |
| 1          | Tuition Fees                      | 7,12,91,650.00 |                |
| 2          | Development Fees                  | 86,25,150.00   | 7,99,16,800.00 |
| <b>II</b>  | <b><u>University Receipts</u></b> |                |                |
| 1          | Eligibility Fee                   | 2,83,800.00    |                |
| 2          | Pro - Rata Fee                    | 4,07,675.00    |                |
| 3          | University Exam Fee               | 21,44,620.00   |                |
| 4          | Allumni Fee                       | 94,000.00      |                |
| 5          | Research Grant                    | 18,250.00      |                |
| 6          | AICTE Research Grant              | 1,21,682.00    | 30,70,027.00   |
| <b>III</b> | <b><u>Other Receipts</u></b>      |                |                |
| 1          | Admission Cancellation Charges    | 10,000.00      |                |
| 2          | Consultancy Charges               | 2,800.00       |                |
| 3          | FSAI Registration Fee             | 6,96,850.00    |                |
| 4          | ISTE Registration Fee             | 1,51,590.00    |                |
| 5          | Electricity Charges               | 86,948.00      |                |
| 6          | Miscellaneous Receipts            | 3,065.82       |                |



AKHIL BHARTIYA MARATHA SHIKSHAN PARISHAD'S  
**ANANTRAO PAWAR COLLEGE OF ENGINEERING & RESEARCH**  
 PARVATI, PUNE - 411 009

SCHEDULES TO & FORMING PART OF THE INCOME & EXPENDITURE ACCOUNT FOR THE YEAR ENDED 31ST  
 MARCH 2022

|              |                           |              |                       |
|--------------|---------------------------|--------------|-----------------------|
| 7            | Online Data fee           | 1,03,165.00  |                       |
| 8            | Student Activity Charges  | 20,24,441.00 |                       |
| 9            | Stationery Fee            | 330.00       |                       |
| 10           | B. Voc. Fee               | 19,000.00    |                       |
| 11           | Grant for MS-CIT          | 55,746.00    |                       |
| 12           | Industrial Visit          | 51,500.00    |                       |
| 13           | Library Fine              | 98.00        |                       |
| 14           | Police Exam               | 12,825.00    |                       |
| 15           | Polyhouse Charges         | 1,166.00     |                       |
| 16           | TC Certificate Charges    | 900.00       |                       |
| 17           | Xerox Charges             | 1,641.00     |                       |
| 18           | Provisional Admission Fee | 7,000.00     |                       |
| 19           | Salary Recovery           | 2,19,520.00  |                       |
| 20           | Fee Received 2017-2018    | 55,179.00    |                       |
| 21           | NEET Exam                 | 1,56,760.00  | 36,60,524.82          |
| <b>Total</b> |                           |              | <b>8,66,47,351.82</b> |



AKHIL BHARTIYA MARATHA SHIKSHAN PARISHAD'S  
ANANTRAO PAWAR COLLEGE OF ENGINEERING & RESEARCH  
PARVATI, PUNE - 411 009

**BALANCE SHEET**  
AS AT 31ST MARCH 2022

| FUNDS & LIABILITIES              | SCH | AMOUNT<br>Rs.          | ASSETS                          | SCH | AMOUNT<br>Rs.          |
|----------------------------------|-----|------------------------|---------------------------------|-----|------------------------|
| Funds & Deposits                 | A   | 6,64,09,142.41         | Furniture, Fixture & Dead Stock | I   | 8,49,92,221.50         |
| Current Liabilities & Provisions | B   | 1,70,50,179.25         | Advances & Assets               | D   | 97,596.00              |
| Inter Institutional              | C   | 10,93,52,905.85        | Inter Institutional             | C   | 4,06,199.00            |
|                                  |     |                        | Fixed Deposit                   | F   | 9,00,000.00            |
|                                  |     |                        | Current Assets :                |     |                        |
|                                  |     |                        | Deposits & Advances             | E   | 6,40,17,454.25         |
|                                  |     |                        | Cash & Bank Balances            | G   | 47,89,571.54           |
|                                  |     |                        | Income & Expenditures A/c       | H   | 3,76,09,185.22         |
| <b>TOTAL</b>                     |     | <b>19,28,12,227.51</b> | <b>TOTAL</b>                    |     | <b>19,28,12,227.51</b> |

Place : Pune

Anantrao Pawar College of Engineering & Research


  
Principal  
Principal

Anantrao Pawar College of Engineering  
& Research, Parvati, Pune - 9



As per our report of even date  
For K. B. Salunke & Co.  
Chartered Accountants  
F. R. No. 109001W





CA K. B. Salunke  
Proprietor

Membership No. 032145

**UDIN-22032145AYDKQY8489**

**26 SEP 2022**



AKHIL BHARTIYA MARATHA SHIKSHAN PARISHAD'S  
ANANTRAO PAWAR COLLEGE OF ENGINEERING & RESEARCH  
PARVATI, PUNE - 411 009

SCHEDULES TO & FORMING PART OF THE BALANCE SHEET AS ON 31ST MARCH 2022

**SCHEDULE A : FUNDS & DEPOSITS**

| SR. NO.   | PARTICULARS                    | AMOUNT<br>Rs. | AMOUNT<br>Rs.  |
|-----------|--------------------------------|---------------|----------------|
| <b>I</b>  | <b><u>Funds</u></b>            |               |                |
| 1         | Depreciation Fund              |               | 6,09,89,885.41 |
| <b>II</b> | <b><u>Deposits</u></b>         |               |                |
| 1         | Caution Money Deposit          | 46,87,257.00  |                |
|           | Add : Addition During The Year | 7,32,000.00   | 54,19,257.00   |
|           | <b>Total</b>                   |               | 6,64,09,142.41 |

**SCHEDULE B : CURRENT LIABILITIES & PROVISIONS**


| SR. NO.  | PARTICULARS                                      | AMOUNT<br>Rs. | AMOUNT<br>Rs. |
|----------|--|---------------|---------------|
| <b>A</b> | <b><u>Current Liabilities</u></b>                |               |               |
| <b>I</b> | <b><u>Sundry Creditors :</u></b>                 |               |               |
| 1        | AO (Cash), BSNL, Pune as per Last Balance Sheet  |               | 2,235.00      |
| 2        | Kasturi Alpophar as per Last Balance Sheet       |               | 2,889.00      |
| 3        | Print System as per Last Balance Sheet           |               | 2,346.00      |
| 4        | Dharamjeet Jadhav as per last BS                 |               | 25,000.00     |
| 5        | Vaibhav Book House Pvt. Ltd as per last BS       |               | 62,430.00     |
| 6        | Good Prints as per last BS                       |               | 49,655.00     |
| 7        | Limerick Technologies pvt. Ltd - During the year | 39,150.00     |               |
|          | Less : Paid During The Year                      | 39,150.00     | -             |
| 8        | Smits Consultancy Services - During the year     |               | 1,100.00      |
| 9        | Swarajy Enterprises - As per Last Balance Sheet  | 25,740.00     |               |
|          | Less : Paid During The Year                      | 25,740.00     | -             |
| 10       | Jugaadfunda Innovations LLP - During the year    |               | 900.00        |



AKHIL BHARTIYA MARATHA SHIKSHAN PARISHAD'S  
ANANTRAO PAWAR COLLEGE OF ENGINEERING & RESEARCH  
PARVATI, PUNE - 411 009

SCHEDULES TO & FORMING PART OF THE BALANCE SHEET AS ON 31ST MARCH 2022

|            |  |                |              |
|------------|--|----------------|--------------|
| 11         | Rajashree Jadhav - During the year                 |                | 1,283.00     |
| 12         | Veertrag Computers Pvt Ltd - During the year       |                | 56,78,260.00 |
| 13         | Pune Municipal Corporation During The Year         |                | 30,00,000.00 |
| <b>II</b>  | <b><u>Scholarship Payable :</u></b>                |                |              |
| 1          | Freeship SBC 2012-13 as per Last Balance Sheet     |                | 1,640.00     |
| 2          | Freeship SC 2013-14 as per Last Balance Sheet      |                | 1,640.00     |
| 3          | Freeship SC 2014-15 as per Last Balance Sheet      |                | 4,739.00     |
| 4          | Freeship VJNT 2014-15 as per Last Balance Sheet    |                | 3,520.00     |
| 5          | Scholarship Arunachal Pradesh as per Last B/s      |                | 13,400.00    |
| 6          | Scholarship OBC 2014-15 as per Last B/s            |                | 10,194.00    |
| 7          | Scholarship SBC 2013-14 as per Last Balance Sheet  |                | 3,280.00     |
| 8          | Scholarship SC 2013-14 as per Last Balance Sheet   |                | 27,605.00    |
| 9          | Scholarship SC 2014-15 as per Last Balance Sheet   |                | 12,501.00    |
| 10         | Scholarship VJNT 2013-14 as per Last Balance Sheet |                | 2,680.00     |
| 11         | Scholarship 2018-19 as per last BS                 |                | 10,10,388.25 |
| <b>III</b> | <b><u>Others</u></b>                               |                |              |
| 1          | Salary Payable as per Last Balance Sheet           | 1,80,44,827.00 |              |
|            | Add : Addition During The Year                     | 4,09,49,484.00 |              |
|            |  | 5,89,94,311.00 |              |
|            | Less : Paid During The Year                        | 5,23,51,509.00 | 66,42,802.00 |
| 2          | Profession Tax as per Last Balance Sheet           | 3,49,552.00    |              |
|            | Less : Paid During The Year                        | 20,474.00      | 3,29,078.00  |
| 3          | Providend Fund as per Last Balance Sheet           | 1,58,719.00    |              |
|            | Less : Paid During The Year                        | 63,641.00      | 95,078.00    |
| 4          | Scholarship Remuneration as per Last Balance Sheet |                | 4,565.00     |





AKHIL BHARTIYA MARATHA SHIKSHAN PARISHAD'S  
ANANTRAO PAWAR COLLEGE OF ENGINEERING & RESEARCH  
PARVATI, PUNE - 411 009

SCHEDULES TO & FORMING PART OF THE BALANCE SHEET AS ON 31ST MARCH 2022

|              |   |            |                |
|--------------|---|------------|----------------|
| 5            | Gardener Salary Payable 17-18 as per Last B/S   |            | 9,920.00       |
| 6            | Facilitation Remuneration 17-18 as per Last B/S |            | 43,400.00      |
| 7            | TDS Suppliers as per Last Balance Sheet         | 4,641.00   |                |
|              | Add : Addition During The Year                  | 340.00     | 4,981.00       |
| 8            | Income Tax as per last BS                       | 7,000.00   |                |
|              | Less : Paid During The Year                     | 11,722.00  |                |
|              | Transfer to Contra                              | (4,722.00) |                |
| 9            | Excess Fee 21-22                                |            | 2,670.00       |
| <b>Total</b> |   |            | 1,70,50,179.25 |

**SCHEDULE C : INTER INSTITUTIONAL**

| SR. NO.      | PARTICULARS                              | AMOUNT<br>Rs.   | AMOUNT<br>Rs. |
|--------------|--|-----------------|---------------|
| 1            | Akhil Bhartiya Maratha Shikshan Parishad | 10,93,52,905.85 | -             |
| 2            | Anantrao Pawar College of Architecture   | -               | 4,06,199.00   |
| <b>Total</b> |  | 10,93,52,905.85 | 4,06,199.00   |

**SCHEDULE D : ADVANCES & ASSETS**

| SR. NO.      | PARTICULARS                                       | AMOUNT<br>Rs. | AMOUNT<br>Rs. |
|--------------|---|---------------|---------------|
| <b>I</b>     | <b><u>Sundry Debtors</u></b>                      |               |               |
| 1            | EIE Instruments Pvt Ltd as per Last Balance Sheet |               | 5,100.00      |
| 2            | Reny Agro & Engineering (P) Ltd as per Last B/S   |               | 2,990.00      |
| 3            | Victronics Contol TDS Receivable                  |               | 12,476.00     |
| <b>II</b>    | <b><u>Salary Deduction</u></b>                    |               |               |
| 1            | Income Tax 17-18 as per Last Balance Sheet        |               | 77,030.00     |
| <b>Total</b> |   |               | 97,596.00     |




AKHIL BHARTIYA MARATHA SHIKSHAN PARISHAD'S  
ANANTRAO PAWAR COLLEGE OF ENGINEERING & RESEARCH  
PARVATI, PUNE - 411 009

SCHEDULES TO & FORMING PART OF THE BALANCE SHEET AS ON 31ST MARCH 2022

**SCHEDULE E : DEPOSITS AND ADVANCES**

| SR. NO.  | PARTICULARS                                       | AMOUNT<br>Rs. | AMOUNT<br>Rs. |
|----------|---|---------------|---------------|
| <b>A</b> | <b>Deposits</b>                                   |               |               |
| 1        | Security Deposits (with AICTE) as per Last B/S    |               | 35,00,000.00  |
| <b>B</b> | <b>Advances</b>                                   |               |               |
| <b>I</b> | <b>Staff Advances :</b>                           |               |               |
| 1        | Mr. Digamber D. Pawar as per Last Balance Sheet   | 65,508.00     |               |
|          | Add : Addition During The Year                    | 1,000.00      | 66,508.00     |
| 2        | Mr. Prashant Khedkar as per Last Balance Sheet    |               | 4,500.00      |
| 3        | Prof. D. P. Kamble as per Last Balance Sheet      |               | 6,000.00      |
| 4        | Prof. Ganesh kondhalkar as per Last Balance Sheet | 2,710.00      |               |
|          | Less : Received During The Year                   | 2,710.00      | -             |
| 5        | Abhay Shelar 17-18 as per Last Balance Sheet      | 5,000.00      |               |
|          | Add : Addition During The Year                    | 18,280.00     | 23,280.00     |
| 6        | Prof. Sandeep Raut as per Last Balance Sheet      | 2,000.00      |               |
|          | Less : Received During The Year                   | 2,000.00      | -             |
| 7        | Prof. S. M. Gawande as per Last Balance Sheet     |               | 58,544.00     |
| 8        | Prof. Monika Jagtap as per last BS                |               | 1,000.00      |
| 9        | Prof. Ramesh Lavhe as per last BS                 | 3,750.00      |               |
|          | Add : Addition During The Year                    | 2,200.00      | 5,950.00      |
| 10       | Prof. Yogesh Deshmukh as per last BS              |               | 31,859.00     |
| 11       | Shila Kumbhare as per last BS                     |               | 2,000.00      |
| 12       | Bhaiya Gaikwad During the year                    |               | 2,300.00      |
| 13       | Dhanaji Shinde During the year                    | 15,100.00     |               |
|          | Less : Received During The Year                   | 8,100.00      | 7,000.00      |





AKHIL BHARTIYA MARATHA SHIKSHAN PARISHAD'S  
ANANTRAO PAWAR COLLEGE OF ENGINEERING & RESEARCH  
PARVATI, PUNE - 411 009

SCHEDULES TO & FORMING PART OF THE BALANCE SHEET AS ON 31ST MARCH 2022

|      |   |              |              |
|------|---|--------------|--------------|
| 14   | Sagar Gaikwad as per last BS                      | 8,800.00     |              |
|      | Less : Received During The Year                   | 8,800.00     | -            |
| 15   | Prajakta Kachare as per last BS                   | 2,000.00     |              |
|      | Less : Received During The Year                   | 1,000.00     | 1,000.00     |
| 16   | Vishal Momale as per last BS                      |              | 2,500.00     |
| 17   | Rucha Babar as per last BS                        | 4,120.00     |              |
|      | Less : Received During The Year                   | 4,120.00     | -            |
| 18   | Omkar Dhamale as per last BS                      | 800.00       |              |
|      | Add : Addition During The Year                    | 1,800.00     | 2,600.00     |
| 19   | Shahrukh Baig as per last BS                      | 1,000.00     |              |
|      | Less : Received During The Year                   | 1,000.00     | -            |
| 20   | Amol Shenkar as per last BS                       | 400.00       |              |
|      | Less : Received During The Year                   | 400.00       | -            |
| 21   | <b><u>As per Last Balance Sheet</u></b>           |              |              |
| i    | Kishor Chanduge                                   | 3,000.00     |              |
| ii   | Suhas Kothavle                                    | 400.00       | 3,400.00     |
| 22   | <b><u>During the year</u></b>                     |              |              |
| i    | Ashwini Bhalerao                                  | 500.00       |              |
| ii   | Gayatri Kamble                                    | 1,500.00     |              |
| iii  | Sarika Indalkar                                   | 2,000.00     |              |
| iv   | Aditya Wankhede                                   | 6,700.00     |              |
| v    | Ashlesha Adsul                                    | 1,300.00     |              |
| vi   | Jitendra Musale                                   | 1,200.00     |              |
| vii  | Sharad Jagtap                                     | 7,531.00     |              |
| viii | Swati Joshi                                       | 1,400.00     |              |
| ix   | Sayali Kokare                                     | 2,000.00     |              |
| x    | Sudhir Shingade                                   | 1,500.00     | 25,631.00    |
| II   | <b><u>Others :</u></b>                            |              |              |
| 1    | Student's Fee Receivable From DTE as per Last B/s |              | 36,000.00    |
| 2    | Fee Receivable - Scholarship as per last BS       | 17,29,867.25 |              |
|      | Less : Received during the year                   | 5,01,764.25  | 12,28,103.00 |



AKHIL BHARTIYA MARATHA SHIKSHAN PARISHAD'S  
ANANTRAO PAWAR COLLEGE OF ENGINEERING & RESEARCH  
PARVATI, PUNE - 411 009

SCHEDULES TO & FORMING PART OF THE BALANCE SHEET AS ON 31ST MARCH 2022

|              |  |                |                       |
|--------------|--|----------------|-----------------------|
| 3            | Fee Receivable From Student 2019-20      | 8,58,290.00    |                       |
|              | Add : Addition During The Year           | 22,675.00      |                       |
|              |  | 8,80,965.00    |                       |
|              | Less : Received during the year          | 2,53,201.00    | 6,27,764.00           |
| 4            | Fee Receivable From Student 2020-21      | 1,39,94,316.50 |                       |
|              | Add : Addition During The Year           | 1,23,320.00    |                       |
|              |  | 1,41,17,636.50 |                       |
|              | Less : Received during the year          | 1,00,41,640.00 | 40,75,996.50          |
| 5            | Fee Receivable From Student 2021-22      |                | 1,63,00,310.00        |
| 6            | Scholarship Receivable from Gov. 2020-21 | 2,54,09,464.50 |                       |
|              | Less : Received during the year          | 2,01,60,749.75 | 52,48,714.75          |
| 7            | EBC 2021-2022 from Government            |                | 92,37,120.00          |
| 8            | EWS 2021-2022 from Government            |                | 14,60,455.00          |
| 9            | OBC 2021-2022 from Government            |                | 67,38,933.00          |
| 10           | SC/NT/VJNT/SE 2021-2022 from Government  |                | 1,52,33,420.00        |
| 11           | Accrued Interest as per last BS          | 29,587.00      |                       |
|              | Add : Addition During The Year           | 52,257.00      | 81,844.00             |
| 12           | Income Tax Transfer from Liabilities     |                | 4,722.00              |
| <b>Total</b> |  |                | <b>6,40,17,454.25</b> |

**SCHEDULE F : FIXED DEPOSIT**

| SR. NO.      | PARTICULARS          | AMOUNT<br>Rs. | AMOUNT<br>Rs.      |
|--------------|----------------------|---------------|--------------------|
| 1            | Bank of India - 7734 | 4,50,000.00   |                    |
| 2            | Bank of India - 6439 | 4,50,000.00   | 9,00,000.00        |
| <b>Total</b> |                      |               | <b>9,00,000.00</b> |





AKHIL BHARTIYA MARATHA SHIKSHAN PARISHAD'S  
ANANTRAO PAWAR COLLEGE OF ENGINEERING & RESEARCH  
PARVATI, PUNE - 411 009

SCHEDULES TO & FORMING PART OF THE BALANCE SHEET AS ON 31ST MARCH 2022

**SCHEDULE G : CASH & BANK BALANCES**

| SR. NO.      | PARTICULARS                                    | AMOUNT<br>Rs. | AMOUNT<br>Rs.       |
|--------------|--|---------------|---------------------|
| I            | Cash in Hand                                   |               | 38,017.00           |
| II           | <b>Cash at Bank</b>                            |               |                     |
| 1            | Axis Bank - CA - A/c No. 916020062307897       | 1,72,762.00   |                     |
| 2            | Axis Bank CAP                                  | 2,60,643.00   |                     |
| 3            | Axis Bank - SB - 916010062254767               | 15,51,255.42  |                     |
| 4            | Bank of India A/c No. 051310110006939          | 18,99,822.14  |                     |
| 5            | Bank of Maharashtra A/c No. 60115206370 - Exam | 1,21,606.08   |                     |
| 6            | Bank of Maharashtra A/c No. 60144890819 (E&L)  | 4,05,270.74   |                     |
| 7            | Bank of Maharashtra A/c No. 60152148481 (NSS)  | 84,248.20     |                     |
| 8            | Bank of Maharashtra A/c No. 60247434076 (CAP)  | 3,347.50      |                     |
| 9            | Bank of India Research A/c No.051320110000886  | 1,81,043.86   |                     |
| 10           | Bank of Maharashtra Alumni                     | 71,555.60     | 47,51,554.54        |
| <b>Total</b> |  |               | <b>47,89,571.54</b> |

**SCHEDULE H : INCOME & EXPEDITURES A/C**

| SR. NO.      | PARTICULARS                       | AMOUNT<br>Rs.  | AMOUNT<br>Rs.         |
|--------------|-----------------------------------|----------------|-----------------------|
|              | Balance as per Last Balance Sheet | 5,14,84,785.90 |                       |
|              | Less : Surplus During The Year    | 1,38,75,600.68 | 3,76,09,185.22        |
| <b>Total</b> |                                   |                | <b>3,76,09,185.22</b> |



AKHIL BHARTIYA MARATHA SHIKSHAN PARISHAD'S  
ANANTRAO PAWAR COLLEGE OF ENGINEERING & RESEARCH  
PARVATI, PUNE - 411 009

SCHEDULES TO & FORMING PART OF THE BALANCE SHEET AS AT 31ST MARCH 2022

**SCHEDULE I: FURNITURE, FIXTURE & DEAD STOCK**

| Sr. No. | Particulars                    | Gross Block As At 01.04.2021 | Additions during the year |                  | Depletion | Gross Block As at 31.03.2022 | Total Depreciation Up To 01.04.2021 | Rate of Depr. In (%) | Depreciation during the year | Total Depreciation Up To 31.03.2022 | Net Block As At 31.03.2022 |
|---------|--------------------------------|------------------------------|---------------------------|------------------|-----------|------------------------------|-------------------------------------|----------------------|------------------------------|-------------------------------------|----------------------------|
|         |                                |                              | Before 30.09.2021         | After 30.09.2021 |           |                              |                                     |                      |                              |                                     |                            |
| I       | Furniture                      | 2,34,13,025.00               | -                         | -                | -         | 2,34,13,025.00               | 1,15,46,264.78                      | 10%                  | 11,86,676.02                 | 1,27,32,940.80                      | 1,06,80,084.20             |
|         | Sub - Total                    | 2,34,13,025.00               | -                         | -                | -         | 2,34,13,025.00               | 1,15,46,264.78                      |                      | 11,86,676.02                 | 1,27,32,940.80                      | 1,06,80,084.20             |
| II      | Equipments                     |                              |                           |                  |           |                              |                                     |                      |                              |                                     |                            |
| 1       | Equipment - Office             | 12,27,414.00                 | -                         | -                | -         | 12,27,414.00                 | 7,76,887.91                         | 15%                  | 67,578.91                    | 8,44,466.82                         | 3,82,947.18                |
| 2       | Laboratory Equipments          | 26,98,368.00                 | -                         | -                | -         | 26,98,368.00                 | 22,18,319.30                        | 15%                  | 72,007.31                    | 22,90,326.61                        | 4,08,041.39                |
| 3       | Electric Equipments            | 1,75,170.00                  | -                         | -                | -         | 1,75,170.00                  | 89,108.69                           | 15%                  | 12,909.20                    | 1,02,017.89                         | 73,152.11                  |
| 4       | Applied Science - Physics Lab. | 6,73,843.00                  | -                         | -                | -         | 6,73,843.00                  | 4,63,443.78                         | 15%                  | 31,559.88                    | 4,95,003.66                         | 1,78,839.34                |
| 5       | Civil Dept.                    | 37,87,521.00                 | -                         | 4,37,047.00      | -         | 42,24,568.00                 | 28,63,093.09                        | 15%                  | 1,71,442.71                  | 30,34,535.80                        | 11,90,032.20               |
| 6       | Computer Dept.                 | 4,18,660.00                  | -                         | 38,151.00        | -         | 4,56,811.00                  | 3,16,946.45                         | 15%                  | 18,118.36                    | 3,35,064.81                         | 1,21,746.19                |
| 7       | E & TC Dept.                   | 49,30,440.00                 | -                         | -                | -         | 49,30,440.00                 | 37,82,950.08                        | 15%                  | 1,75,123.49                  | 39,58,073.57                        | 9,92,366.43                |
| 8       | IT Dept.                       | 43,838.00                    | -                         | -                | -         | 43,838.00                    | 32,035.96                           | 15%                  | 1,770.31                     | 33,806.27                           | 10,031.73                  |
| 9       | Mech Dept.                     | 1,05,94,607.00               | 5,500.00                  | -                | -         | 1,06,00,107.00               | 80,96,108.80                        | 15%                  | 3,75,599.73                  | 84,71,708.53                        | 21,28,398.47               |
| 10      | Equipments - BCUD Project      | 82,009.00                    | -                         | -                | -         | 82,009.00                    | 51,460.86                           | 15%                  | 4,282.22                     | 57,741.08                           | 24,265.92                  |
| 11      | IIT Remote centre Equipment    | 98,572.00                    | -                         | -                | -         | 98,572.00                    | 50,143.55                           | 15%                  | 7,264.27                     | 57,407.82                           | 41,164.18                  |
| 12      | Solar System                   | 6,55,000.00                  | -                         | -                | -         | 6,55,000.00                  | 2,75,227.27                         | 15%                  | 56,965.91                    | 3,32,193.18                         | 3,22,806.82                |
| 13      | Sports Equipments              | 2,61,375.00                  | -                         | -                | -         | 2,61,375.00                  | 1,40,982.66                         | 15%                  | 18,058.85                    | 1,59,041.51                         | 1,02,333.49                |
|         | Sub - Total                    | 2,56,66,817.00               | 5,500.00                  | 4,75,198.00      | -         | 2,61,47,515.00               | 1,91,58,708.40                      |                      | 10,12,681.15                 | 2,01,71,389.55                      | 59,76,125.45               |





|     |                                   |                |          |              |   |                |                |     |              |                |                |
|-----|-----------------------------------|----------------|----------|--------------|---|----------------|----------------|-----|--------------|----------------|----------------|
| III | Computer, Peripherals & Softwares |                |          |              |   |                |                |     |              |                |                |
| 1   | Computer, Peripherals & Softwares | 1,95,69,689.00 | -        | 76,78,260.00 | - | 2,72,47,949.00 | 1,85,93,032.16 | 40% | 19,26,314.74 | 2,05,19,346.90 | 67,28,602.10   |
| 2   | Applied Science                   | 25,150.00      | -        | -            | - | 25,150.00      | 24,237.40      | 40% | 365.04       | 24,602.44      | 547.56         |
| 3   | Civil                             | 6,80,400.00    | -        | 1,30,500.00  | - | 8,10,900.00    | 6,31,963.80    | 40% | 45,474.48    | 6,77,438.28    | 1,33,461.72    |
| 4   | E & TC                            | 2,73,280.00    | -        | -            | - | 2,73,280.00    | 2,51,433.40    | 40% | 8,738.64     | 2,60,172.04    | 13,107.95      |
| 5   | IT                                | 60,844.00      | -        | -            | - | 60,844.00      | 49,213.84      | 40% | 4,652.06     | 53,865.90      | 6,978.10       |
| 6   | Mechanical                        | 5,25,150.00    | -        | -            | - | 5,25,150.00    | 4,82,347.44    | 40% | 17,121.02    | 4,99,468.46    | 25,681.54      |
| 7   | Office                            | 2,15,986.00    | -        | -            | - | 2,15,986.00    | 1,34,898.48    | 40% | 32,435.01    | 1,67,333.49    | 48,652.51      |
| 8   | TPO                               | 25,150.00      | -        | -            | - | 25,150.00      | 24,237.40      | 40% | 365.04       | 24,602.44      | 547.56         |
| 9   | Library                           | 5,250.00       | -        | -            | - | 5,250.00       | 4,773.72       | 40% | 190.51       | 4,964.23       | 285.77         |
| 10  | ME - Mechanical Engg.             | 4,00,000.00    | -        | -            | - | 4,00,000.00    | 3,63,712.00    | 40% | 14,515.20    | 3,78,227.20    | 21,772.80      |
|     | Sub - Total                       | 2,17,80,899.00 | -        | 78,08,760.00 | - | 2,95,89,659.00 | 2,05,59,849.64 |     | 20,50,171.74 | 2,26,10,021.38 | 69,79,637.62   |
| IV  | Genset                            | 12,66,395.00   | -        | -            | - | 12,66,395.00   | 12,66,395.00   | 40% | -            | 12,66,395.00   | -              |
|     | Sub - Total                       | 12,66,395.00   | -        | -            | - | 12,66,395.00   | 12,66,395.00   |     | -            | 12,66,395.00   | -              |
| V   | Library Books                     | 42,96,315.50   | 1,601.00 | 2,77,711.00  | - | 45,75,627.50   | 40,57,383.14   | 40% | 1,51,755.54  | 42,09,138.68   | 3,66,488.82    |
|     | Sub - Total                       | 42,96,315.50   | 1,601.00 | 2,77,711.00  | - | 45,75,627.50   | 40,57,383.14   |     | 1,51,755.54  | 42,09,138.68   | 3,66,488.82    |
|     | Total                             | 7,64,23,451.50 | 7,101.00 | 85,61,669.00 | - | 8,49,92,221.50 | 5,65,88,600.96 |     | 44,01,284.45 | 6,09,89,885.41 | 2,40,02,336.09 |



AKHIL BHARATIYA MARATHA SHIKSHAN PARISHAD'S

**ANANTRAO PAWAR COLLEGE OF  
ENGINEERING & RESEARCH PUNE – 411 009**

RECEIPT & PAYMENT ACCOUNT  
INCOME & EXPENDITURE ACCOUNT  
BALANCE SHEET

**2020 – 2021**



CA Keshav B Salunke

B.Com, (Hons) FCA



**K B SALUNKE & CO**

Chartered Accountants

B-301, Bharat Bhavan, 1361, Shukrawar Peth, Behind  
Saraswati Mandir, Pune - 411 002

Phone - 020 - 24477277

Fax no.

Email ids : [cakbsalunke@yahoo.com](mailto:cakbsalunke@yahoo.com)

---

### AUDITORS' REPORT

To,  
The Principal,  
Anantrao Pawar College of Engineering & Reserch,  
Akhil Bhartiya Maratha Shikshan Parishad,  
Parvati Ramana, Pune - 411 009

1. We have examined the Balance Sheet as on 31<sup>st</sup> March 2021, and the Income And Expenditure Account for the period beginning from 1<sup>st</sup> April 2020 to ending on 31<sup>st</sup> March 2021, attached herewith, of Anantrao Pawar College of Engineering & Reserch, Parvati Ramana, Pune 411 009.
2. We certify that the Balance Sheet and Income And Expenditure Account are in agreement with the Books of Accounts.
3. We confirm that the mercantile method of accounting is followed while preparing Books of Accounts and preparing Income & Expenditure Account and Balance Sheet of the course as at 31<sup>st</sup> March 2021.
4. *We report that*
  - i. *Balances in Current Assets and Current Liabilities are subject to confirmation, reconciliation and adjustments, if any. Required. Effect, if any, of such adjustments, on financial statements is not ascertained.*





- ii. *Fixed Assets particularly equipments, Furniture, Fixture & Dead Stock need to be insured to cover various risks such as fire, earthquake, riots or any other calamities, natural or otherwise, cost of which are substantially high.*
- iii. *System of day to day maintenance of cash diary and appropriate system of physical verification of petty cash needs to be maintained meticulously.*
- iv. *Internal control procedures and systems, particularly in respect of cash, stationery register, exam, fee reconciliation, scholarship have scope for improvement.*
- v. *Provisions of TDS, Professional tax, Provident fund and other laws should strictly & meticulously complied with & statutory dues needs to be paid within a stipulated time.*
- vi. *The college has considered single unit for all the branches conducted by the college i.e. Civil, Computer, E&TC, IT, Mechanical, ME Civil Environmental & ME Mechanical Design etc. for maintaining book of accounts, as such college has not kept separate book of account for individual braches.*
- vii. *During the year under audit, society has charged various amounts to the college, on account of allocation of various common expenses of the society. These expenses are accounted in books of accounts of college, based on allocation details received from society office.*

*Effect, if any, of these items, on financial statements cannot be ascertained.*

5. *Subject to clauses 1, 2,3 and 4 (i) to 4(vii) above; we further report that*

- A. We have obtained all the information and explanations which, to the best of our knowledge and belief, were necessary for the purpose of Audit.
- B. In our opinion, proper Books of Account have been kept by the institute so far as appears from our examination of the Books.
- C. In our opinion and to the best of our information and according to the explanations given to us, the said accounts, read with notes thereon, if any, give a true and fair view :-

I. In the case of the Balance Sheet, of the state of the affairs of the course as at 31<sup>st</sup> March 2021;

**AND**

II. In the case of the Income And Expenditure Account of the **Surplus** of the course for the year ended on that date.





6. The statement of particulars required to be furnished to FRA relating to the course for which fees proposal is submitted annexed herewith as Form No A-2.
7. In our opinion and to the best of our information and according to explanations given to us, the particulars given in the said Form No A-2 are true and correct.

Place: Pune

Date: 22 OCT 2021

For K. B. Salunke & Co

Chartered Accountants

F. R. No. 109001W



CA K. B. Salunke

Proprietor

(Membership No. 032145)

UDIN: - 24032145 AAAA CO4000

22 OCT 2021

AKHIL BHARTIYA MARATHA SHIKSHAN PARISHAD'S  
ANANTRAO PAWAR COLLEGE OF ENGINEERING & RESEARCH  
PARVATI, PUNE - 411 009

**RECEIPT AND PAYMENT ACCOUNT**  
FOR THE YEAR ENDED 31ST MARCH 2021

| RECEIPTS                 | SCH | AMOUNT<br>Rs.          | PAYMENTS               | SCH | AMOUNT<br>Rs.          |
|--------------------------|-----|------------------------|------------------------|-----|------------------------|
| To Opening Balance       | A   | 75,52,491.90           | By Salary Expenses     | F   | 4,60,18,575.00         |
| To Fees & Other Receipts | B   | 7,11,67,208.00         | By Other Expenditures  | G   | 1,83,79,869.30         |
| To Bank Interest         |     | 91,877.64              | By Fixed Assets        | H   | 13,68,116.00           |
|                          |     |                        | By Fixed Deposit       |     | 4,50,000.00            |
| To Indirect Receipts     | C   | 14,75,055.00           | By Indirect Payments   | C   | 13,77,942.00           |
| To Other Receipts        | D   | 11,04,27,438.57        | By Other Payments      | D   | 13,06,66,526.32        |
| To Inter Institutional   | E   | 1,24,36,324.00         | By Inter Institutional | E   | -                      |
|                          |     |                        | By Closing Balance     | A   | 48,89,366.49           |
| <b>TOTAL</b>             |     | <b>20,31,50,395.11</b> | <b>TOTAL</b>           |     | <b>20,31,50,395.11</b> |

Date : **22 OCT 2021**

Place : Pune

Anantrao Pawar College of Engineering & Research



Principal

Anantrao Pawar College of Engineering  
& Research, Parvati, Pune - 9



For K. B. Salunke & Co.  
Chartered Accountants  
F. R. No. 109001W



CA K. B. Salunke  
Proprietor

Membership No. 032145

UDIN: - 2103245AAAACO4000

**22 OCT 2021**



**ANANTRAO PAWAR COLLEGE OF ENGINEERING & RESEARCH**

PARVATI, PUNE - 411 009

SCHEDULES TO & FORMING PART OF THE RECEIPT & PAYMENT ACCOUNT FOR THE YEAR ENDED 31ST  
MARCH 2021**SCHEDULE A : OPENING AND CLOSING BALANCE**

| SR. NO.      | PARTICULARS                                    | AMOUNT<br>Rs.       | AMOUNT<br>Rs.       |
|--------------|--|---------------------|---------------------|
| I            | Cash in Hand                                   | 2,20,168.00         | 55,013.00           |
| II           | <b><u>Cash at Bank</u></b>                     |                     |                     |
| 1            | Axis Bank - CA - A/c No. 916020062307897       | 1,31,693.00         | 1,31,522.00         |
| 2            | Axis Bank CAP                                  | 3,70,433.00         | 2,93,291.00         |
| 3            | Axis Bank - SB - 916010062254767               | 46,493.04           | 7,89,143.62         |
| 4            | Bank of India A/c No. 051310110006939          | 41,49,636.80        | 23,60,646.79        |
| 5            | Bank of Maharashtra A/c No. 60115206370 - Exam | 20,39,201.58        | 6,30,466.80         |
| 6            | Bank of Maharashtra A/c No. 60144890819 (E&L)  | 4,83,994.74         | 3,94,314.74         |
| 7            | Bank of Maharashtra A/c No. 60152148481 (NSS)  | 69,722.24           | 86,586.44           |
| 8            | Bank of Maharashtra A/c No. 60247434076 (CAP)  | 3,142.50            | 3,256.50            |
| 9            | Bank of India Research A/c No.051320110000886  | 36,500.00           | 91,602.20           |
| 10           | Bank of Maharashtra Alumni                     | 1,507.00            | 53,523.40           |
| <b>Total</b> |  | <b>75,52,491.90</b> | <b>48,89,366.49</b> |

**SCHEDULE B : FEES & OTHER RECEIPTS**

| SR. NO. | PARTICULARS                       | AMOUNT<br>Rs.  | AMOUNT<br>Rs.  |
|---------|-----------------------------------|----------------|----------------|
| I       | <b><u>Fees</u></b>                |                |                |
| 1       | Tuition Fees                      | 6,07,78,190.00 | 6,77,06,053.00 |
| 2       | Development Fees                  | 69,27,863.00   |                |
| II      | <b><u>University Receipts</u></b> |                |                |
| 1       | Eligibility Fee                   | 1,43,245.00    | 26,65,694.00   |
| 2       | Pro - Rata Fee                    | 90,635.00      |                |
| 3       | Exam Fee                          | 17,36,381.00   |                |
| 4       | Allumni Fee                       | 70,500.00      |                |
| 5       | AICTE Research Grant              | 1,50,000.00    |                |
| 6       | Exam Grant                        | 1,96,064.00    |                |
| 7       | NSS Grant                         | 25,250.00      |                |
| 8       | CAP University Grant              | 1,82,450.00    |                |
| 9       | Student Welfare Grant             | 71,169.00      |                |
| III     | <b><u>Other Receipts</u></b>      |                |                |
| 1       | Admission Cancellation Charges    | 10,000.00      |                |
| 2       | Consultancy Charges Baramati      | 64,179.00      |                |





|              |                             |             |                       |
|--------------|-----------------------------|-------------|-----------------------|
| 3            | FSAI Registration Fee       | 94,375.00   |                       |
| 4            | ISTE Registration Fee       | 1,14,830.00 |                       |
| 5            | Electricity / Water Charges | 50,000.00   |                       |
| 6            | Student Fine                | 2,510.00    |                       |
| 7            | Miscellaneous Receipts      | 7,046.00    |                       |
| 8            | Online Data fee             | 20,085.00   |                       |
| 9            | Staff ISTE Registration Fee | 3,540.00    |                       |
| 10           | Student Activity Charges    | 4,23,021.00 |                       |
| 11           | Stationery Fee              | 1,875.00    |                       |
| 12           | B. Voc. Fee                 | 4,000.00    | 7,95,461.00           |
| <b>Total</b> |                             |             | <b>7,11,67,208.00</b> |

#### **SCHEDULE C : INDIRECT RECEIPTS & PAYMENTS**

| SR. NO.      | PARTICULARS    | RECEIPTS<br>Rs.     | PAYMENTS<br>Rs.     |
|--------------|----------------|---------------------|---------------------|
| 1            | Income Tax     | 6,32,110.00         | 6,50,252.00         |
| 2            | Profession Tax | 2,06,125.00         | 1,60,650.00         |
| 3            | Provident Fund | 5,99,217.00         | 5,29,437.00         |
| 4            | TDS Suppliers  | 37,603.00           | 37,603.00           |
| <b>Total</b> |                | <b>14,75,055.00</b> | <b>13,77,942.00</b> |

#### **SCHEDULE D : OTHER RECEIPTS & PAYMENTS**

| SR. NO.    | PARTICULARS                     | RECEIPTS<br>RS. | PAYMENTS<br>RS. |
|------------|---------------------------------|-----------------|-----------------|
| <b>I</b>   | <b><u>Deposits</u></b>          |                 |                 |
| 1          | Caution Money Deposit           | 9,90,900.00     | 4,56,000.00     |
| <b>II</b>  | <b><u>Sundry Creditors</u></b>  |                 |                 |
| 1          | Agasti Computers                | 5,68,342.00     | 5,82,148.00     |
| 2          | Vaibhav Book House Pvt. Ltd     | 6,215.00        | 1,08,936.00     |
| 3          | Good Prints                     | 99,536.00       | 93,806.00       |
| 4          | K B Hire Highschool             | 52,197.00       | 1,03,440.00     |
| 5          | Limerick Technologies pvt. Ltd/ | 2,25,000.00     | 1,85,850.00     |
| 7          | Smits Consultancy Services      | 13,100.00       | 12,000.00       |
| 8          | Swarajy Enterprises             | 3,34,620.00     | 3,08,880.00     |
| <b>III</b> | <b><u>Scholarship</u></b>       |                 |                 |
| 1          | Scholarship from Gov. 2020-21   | -               | 2,54,09,464.50  |
| 2          | Scholarship 2018-19             | 93,364.00       | -               |
| 3          | Fee Receivable - Scholarship    | 32,68,436.25    | -               |
| <b>IV</b>  | <b><u>Staff Advances</u></b>    |                 |                 |
| 1          | Rucha Babar                     | 63,364.82       | 67,484.82       |
| 2          | Kishor Chanduge                 | -               | 3,000.00        |
| 3          | Amol Shenkar                    | -               | 400.00          |





|              |                                     |                        |                        |
|--------------|-------------------------------------|------------------------|------------------------|
| 4            | Manoj Mulik                         | 20,200.00              | -                      |
| 5            | Bhaiya Gaikwad                      | -                      | 1,300.00               |
| 6            | Dhanaji Shinde                      | -                      | 11,100.00              |
| 7            | Digambar Pawar                      | -                      | 21,500.00              |
| 8            | Omkar Dhamale                       | -                      | 800.00                 |
| 9            | Sayali Kokane                       | 41,000.00              | -                      |
| 10           | Shahrukh Baig                       | -                      | 1,000.00               |
| 11           | Ramesh Lavhe                        | 2,000.00               | 2,250.00               |
| 12           | Suhas Kothavle                      | -                      | 400.00                 |
| 13           | Sachin Yadav                        | 7,971.00               | -                      |
| 14           | Sarang Dubey                        | 12,600.00              | -                      |
| 15           | Snehal Veer                         | 1,500.00               | -                      |
| <b>V</b>     | <b><u>Others</u></b>                |                        |                        |
| 1            | Fee Receivable 2016-17              | 53,12,225.00           | -                      |
| 2            | Fee Receivable From Student 2019-20 | 33,07,194.00           | 25,374.00              |
| 3            | Fee Receivable From Student 2020-21 | 5,38,12,484.50         | 6,78,06,801.00         |
| 4            | Salary Payable                      | 4,10,02,415.00         | 3,54,64,592.00         |
| 5            | Baramati Municipal Corporation      | 11,92,774.00           | -                      |
| <b>Total</b> |                                     | <b>11,04,27,438.57</b> | <b>13,06,66,526.32</b> |

#### **SCHEDULE E : INTER INSTITUTIONAL**

| SR. NO.      | PARTICULARS                                 | RECEIPTS<br>RS.       | PAYMENTS<br>RS. |
|--------------|---|-----------------------|-----------------|
| 1            | Akhil Bharatiya Maratha Shikshan Parishad's | 1,24,36,324.00        | -               |
| <b>Total</b> |   | <b>1,24,36,324.00</b> | <b>-</b>        |

#### **SCHEDULE F : SALARY EXPENSES**

| SR. NO.      | PARTICULARS                | RECEIPTS<br>RS. | PAYMENTS<br>RS.       |
|--------------|----------------------------|-----------------|-----------------------|
| 1            | Teaching Staff Salary      | 3,61,42,073.00  |                       |
| 2            | Non Teaching Staff Salary  | 45,45,474.00    |                       |
| 3            | PF Management Contribution | 5,37,445.00     |                       |
| 4            | PF Administration Charges  | 37,480.00       |                       |
| 5            | Security Charges           | 29,83,103.00    |                       |
| 6            | Innovation Club Salary     | 17,73,000.00    | 4,60,18,575.00        |
| <b>Total</b> |                            |                 | <b>4,60,18,575.00</b> |





**SCHEDULE G : OTHER EXPENDITURES**

| SR. NO. | PARTICULARS                      | AMOUNT<br>Rs. | AMOUNT<br>Rs. |
|---------|----------------------------------|---------------|---------------|
| 1       | Laboratory Expenses              | 24,843.00     |               |
| 2       | Telephone Expenses               | 19,247.00     |               |
| 3       | Academic Expenses                | 3,39,892.82   |               |
| 4       | Advertisement Expenses           | 3,70,779.00   |               |
| 5       | Audit Fee                        | 76,000.00     |               |
| 6       | Bank Charges                     | 4,298.48      |               |
| 7       | Cleaning Expenses                | 15,321.00     |               |
| 8       | Electrical Expenses              | 11,000.00     |               |
| 9       | Electricity Expenses             | 5,18,540.00   |               |
| 10      | Commitee Expenses                | 9,174.00      |               |
| 11      | Consultancy Charges Staff        | 6,59,387.00   |               |
| 12      | Enginnering Day Expenses         | 9,715.00      |               |
| 13      | Generator Diesel Expenses        | 25,950.00     |               |
| 14      | Housekeeping Charges             | 31,27,839.00  |               |
| 15      | Convocation Expenses             | 500.00        |               |
| 16      | E Journals Expenses              | 73,660.00     |               |
| 17      | Internet Expenses                | 3,61,673.00   |               |
| 18      | Newspaper Expenses               | 6,774.00      |               |
| 19      | ISO Committee Expenses           | 17,700.00     |               |
| 20      | Office Expenses                  | 42,592.00     |               |
| 21      | Facaulty Dev. Programme Fee      | 4,977.00      |               |
| 22      | Fire System Expenses             | 85,556.00     |               |
| 23      | First Aid kit                    | 540.00        |               |
| 24      | Garden Maintainance              | 18,54,793.00  |               |
| 25      | One Day Work Shop Expenses       | 27,417.00     |               |
| 26      | IIT Bombay Reg. Fee              | 25,000.00     |               |
| 27      | LCA Arch. CAP Examiner           | 2,77,250.00   |               |
| 28      | Miscellaneous Expenses           | 6,343.00      |               |
| 29      | Building Rent                    | 12,720.00     |               |
| 30      | Postage Expenses                 | 1,548.00      |               |
| 31      | Printing Expenses                | 1,23,695.00   |               |
| 32      | NEET Exam Expenses               | 14,250.00     |               |
| 33      | Printed Journals Expenses        | 1,46,202.00   |               |
| 34      | Sparktech Expenses               | 38,875.00     |               |
| 35      | Remuneration Expenses            | 2,39,950.00   |               |
| 36      | Repairs & Maintenance - Computer | 56,675.00     |               |
| 37      | Supervisorial Expenses           | 30,45,128.00  |               |
| 38      | Repairs & Maintenance Expenses   | 1,35,307.00   |               |
| 39      | Professional Charges             | 30,000.00     |               |
| 40      | Sports Expenses                  | 28,268.00     |               |
| 41      | Staff Welfare Expenses           | 18,750.00     |               |
| 42      | Stationery Expenses              | 69,718.00     |               |
| 43      | Tea & Refreshment Expenses       | 28,583.00     |               |
| 44      | Training & Placement Expenses    | 2,372.00      |               |

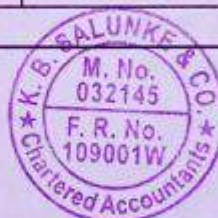




|              |   |              |                       |
|--------------|---|--------------|-----------------------|
| 45           | Travelling Expenses                         | 45,465.00    |                       |
| 46           | Sponsorship for student                     | 12,935.00    |                       |
| 47           | Technothon 2020                             | 30,450.00    |                       |
| 48           | PF Consultancy Charges                      | 12,000.00    |                       |
| 49           | Internal / External Staff Exam Remuneration | 2,59,413.00  |                       |
| 50           | Ground Maintainance                         | 20,45,680.00 |                       |
| 51           | Water Expenses                              | 1,21,590.00  |                       |
| 52           | Polyhouse Expenses                          | 1,85,678.00  |                       |
| 53           | Archiecture CAP Expenses                    | 4,573.00     |                       |
| <b>54</b>    | <b><u>University Payments :</u></b>         |              |                       |
| i            | Eligibility Fee                             | 2,22,480.00  |                       |
| ii           | Exam Fee                                    | 28,06,195.00 |                       |
| iii          | Pro - Rata Fee                              | 1,84,807.00  |                       |
| iv           | Uni. Conference Grant                       | 1,72,571.00  |                       |
| v            | Affiliation Fee                             | 2,76,100.00  |                       |
| vi           | NSS Expenses                                | 11,130.00    | 1,83,79,869.30        |
| <b>Total</b> |   |              | <b>1,83,79,869.30</b> |

#### **SCHEDULE H : FIXED ASSETS**

| SR. NO.      | PARTICULARS                      | AMOUNT<br>Rs. | AMOUNT<br>Rs.       |
|--------------|----------------------------------|---------------|---------------------|
| 1            | Furniture, Fixture & Deadstock   | 4,92,360.00   |                     |
| 2            | Computer, Peripherals & Software | 8,67,117.00   |                     |
| 3            | Library Books                    | 8,639.00      | 13,68,116.00        |
| <b>Total</b> |                                  |               | <b>13,68,116.00</b> |



AKHIL BHARTIYA MARATHA SHIKSHAN PARISHAD'S  
**ANANTRAO PAWAR COLLEGE OF ENGINEERING & RESEARCH**  
PARVATI, PUNE - 411 009

**INCOME & EXPENDITURE ACCOUNT**  
FOR THE YEAR ENDED 31ST MARCH 2021

| EXPENSES                                | SCH | AMOUNT<br>Rs.         | INCOME                   | SCH | AMOUNT<br>Rs.         |
|---|-----|-----------------------|--------------------------|-----|-----------------------|
| To Salary Expenses                      | A   | 4,60,18,575.00        | By Fees & Other Receipts | C   | 7,11,67,208.00        |
| To Other Expenses                       | B   | 1,83,79,869.30        | By Bank Interest         |     | 91,877.64             |
| To Depreciation                         |     | 34,02,319.84          |                          |     |                       |
| To Excess of Income<br>Over Expenditure |     | 34,58,321.50          |                          |     |                       |
| <b>TOTAL</b>                            |     | <b>7,12,59,085.64</b> | <b>TOTAL</b>             |     | <b>7,12,59,085.64</b> |

Date : **22 OCT 2021**

Place : Pune

Anantrao Pawar College of Engineering & Research



Principal

Anantrao Pawar College of Engineering  
& Research, Parvati, Pune - 9



As per our report of even date

For K. B. Salunke & Co.

Chartered Accountants

F. R. No. 109001W



CA K. B. Salunke

Proprietor

Membership No. 032145

UDIN: - 2403245AAAA04000

**22 OCT 2021**



AKHIL BHARTIYA MARATHA SHIKSHAN PARISHAD'S  
ANANTRAO PAWAR COLLEGE OF ENGINEERING & RESEARCH  
PARVATI, PUNE - 411 009

SCHEDULES TO & FORMING PART OF THE INCOME & EXPENDITURE ACCOUNT FOR THE YEAR ENDED 31ST  
MARCH 2021

**SCHEDULE A : SALARY EXPENSES**

| SR. NO.      | PARTICULARS                | RECEIPTS<br>RS. | PAYMENTS<br>RS. |
|--------------|----------------------------|-----------------|-----------------|
| 1            | Teaching Staff Salary      | 3,61,42,073.00  |                 |
| 2            | Non Teaching Staff Salary  | 45,45,474.00    |                 |
| 3            | PF Management Contribution | 5,37,445.00     |                 |
| 4            | PF Administration Charges  | 37,480.00       |                 |
| 5            | Security Charges           | 29,83,103.00    |                 |
| 6            | Innovation Club Salary     | 17,73,000.00    | 4,60,18,575.00  |
| <b>Total</b> |                            |                 | 4,60,18,575.00  |

**SCHEDULE B : OTHER EXPENDITURES**

| SR. NO. | PARTICULARS                | AMOUNT<br>Rs. | AMOUNT<br>Rs. |
|---------|----------------------------|---------------|---------------|
| 1       | Laboratory Expenses        | 24,843.00     |               |
| 2       | Telephone Expenses         | 19,247.00     |               |
| 3       | Academic Expenses          | 3,39,892.82   |               |
| 4       | Advertisement Expenses     | 3,70,779.00   |               |
| 5       | Audit Fee                  | 76,000.00     |               |
| 6       | Bank Charges               | 4,298.48      |               |
| 7       | Cleaning Expenses          | 15,321.00     |               |
| 8       | Electrical Expenses        | 11,000.00     |               |
| 9       | Electricity Expenses       | 5,18,540.00   |               |
| 10      | Committee Expenses         | 9,174.00      |               |
| 11      | Consultancy Charges Staff  | 6,59,387.00   |               |
| 12      | Engineering Day Expenses   | 9,715.00      |               |
| 13      | Generator Diesel Expenses  | 25,950.00     |               |
| 14      | Housekeeping Charges       | 31,27,839.00  |               |
| 15      | Convocation Expenses       | 500.00        |               |
| 16      | E Journals Expenses        | 73,660.00     |               |
| 17      | Internet Expenses          | 3,61,673.00   |               |
| 18      | Newspaper Expenses         | 6,774.00      |               |
| 19      | ISO Committee Expenses     | 17,700.00     |               |
| 20      | Office Expenses            | 42,592.00     |               |
| 21      | Faculty Dev. Programme Fee | 4,977.00      |               |
| 22      | Fire System Expenses       | 85,556.00     |               |





AKHIL BHARTIYA MARATHA SHIKSHAN PARISHAD'S  
**ANANTRAO PAWAR COLLEGE OF ENGINEERING & RESEARCH**  
 PARVATI, PUNE - 411 009

SCHEDULES TO & FORMING PART OF THE INCOME & EXPENDITURE ACCOUNT FOR THE YEAR ENDED 31ST  
 MARCH 2021

|              |   |              |                       |
|--------------|---|--------------|-----------------------|
| 23           | First Aid kit                               | 540.00       |                       |
| 24           | Garden Maintainance                         | 18,54,793.00 |                       |
| 25           | One Day Work Shop Expenses                  | 27,417.00    |                       |
| 26           | IIT Bombay Reg. Fee                         | 25,000.00    |                       |
| 27           | LCA Arch. CAP Examiner                      | 2,77,250.00  |                       |
| 28           | Miscellaneous Expenses                      | 6,343.00     |                       |
| 29           | Building Rent                               | 12,720.00    |                       |
| 30           | Postage Expenses                            | 1,548.00     |                       |
| 31           | Printing Expenses                           | 1,23,695.00  |                       |
| 32           | NEET Exam Expenses                          | 14,250.00    |                       |
| 33           | Printed Journals Expenses                   | 1,46,202.00  |                       |
| 34           | Sparktech Expenses                          | 38,875.00    |                       |
| 35           | Remuneration Expenses                       | 2,39,950.00  |                       |
| 36           | Repairs & Maintenance - Computer            | 56,675.00    |                       |
| 37           | Supervisorial Expenses                      | 30,45,128.00 |                       |
| 38           | Repairs & Maintenance Expenses              | 1,35,307.00  |                       |
| 39           | Professional Charges                        | 30,000.00    |                       |
| 40           | Sports Expenses                             | 28,268.00    |                       |
| 41           | Staff Welfare Expenses                      | 18,750.00    |                       |
| 42           | Stationery Expenses                         | 69,718.00    |                       |
| 43           | Tea & Refreshment Expenses                  | 28,583.00    |                       |
| 44           | Training & Placement Expenses               | 2,372.00     |                       |
| 45           | Travelling Expenses                         | 45,465.00    |                       |
| 46           | Sponsorship for student                     | 12,935.00    |                       |
| 47           | Technothon 2020                             | 30,450.00    |                       |
| 48           | PF Consultancy Charges                      | 12,000.00    |                       |
| 49           | Internal / External Staff Exam Remuneration | 2,59,413.00  |                       |
| 50           | Ground Maintainance                         | 20,45,680.00 |                       |
| 51           | Water Expenses                              | 1,21,590.00  |                       |
| 52           | Polyhouse Expenses                          | 1,85,678.00  |                       |
| 53           | Archiecture CAP Expenses                    | 4,573.00     |                       |
| <b>54</b>    | <b><u>University Payments :</u></b>         |              |                       |
| i            | Eligibility Fee                             | 2,22,480.00  |                       |
| ii           | Exam Fee                                    | 28,06,195.00 |                       |
| iii          | Pro - Rata Fee                              | 1,84,807.00  |                       |
| iv           | Uni. Conference Grant                       | 1,72,571.00  |                       |
| v            | Affiliation Fee                             | 2,76,100.00  |                       |
| vi           | NSS Expenses                                | 11,130.00    | 1,83,79,869.30        |
| <b>Total</b> |   |              | <b>1,83,79,869.30</b> |





AKHIL BHARTIYA MARATHA SHIKSHAN PARISHAD'S  
ANANTRAO PAWAR COLLEGE OF ENGINEERING & RESEARCH  
PARVATI, PUNE - 411 009

SCHEDULES TO & FORMING PART OF THE INCOME & EXPENDITURE ACCOUNT FOR THE YEAR ENDED 31ST  
MARCH 2021

**SCHEDULE C : FEES & OTHER RECEIPTS**

| SR. NO.      | PARTICULARS                       | AMOUNT<br>Rs.  | AMOUNT<br>Rs.         |
|--------------|-----------------------------------|----------------|-----------------------|
| <b>I</b>     | <b><u>Fees</u></b>                |                |                       |
| 1            | Tuition Fees                      | 6,07,78,190.00 |                       |
| 2            | Development Fees                  | 69,27,863.00   | 6,77,06,053.00        |
| <b>II</b>    | <b><u>University Receipts</u></b> |                |                       |
| 1            | Eligibility Fee                   | 1,43,245.00    |                       |
| 2            | Pro - Rata Fee                    | 90,635.00      |                       |
| 3            | Exam Fee                          | 17,36,381.00   |                       |
| 4            | Allumni Fee                       | 70,500.00      |                       |
| 5            | AICTE Research Grant              | 1,50,000.00    |                       |
| 6            | Exam Grant                        | 1,96,064.00    |                       |
| 7            | NSS Grant                         | 25,250.00      |                       |
| 8            | CAP University Grant              | 1,82,450.00    |                       |
| 9            | Student Welfare Grant             | 71,169.00      | 26,65,694.00          |
| <b>III</b>   | <b><u>Other Receipts</u></b>      |                |                       |
| 1            | Admission Cancellation Charges    | 10,000.00      |                       |
| 2            | Consultancy Charges Baramati      | 64,179.00      |                       |
| 3            | FSAI Registration Fee             | 94,375.00      |                       |
| 4            | ISTE Registration Fee             | 1,14,830.00    |                       |
| 5            | Electricity / Water Charges       | 50,000.00      |                       |
| 6            | Student Fine                      | 2,510.00       |                       |
| 7            | Miscellaneous Receipts            | 7,046.00       |                       |
| 8            | Online Data fee                   | 20,085.00      |                       |
| 9            | Staff ISTE Registration Fee       | 3,540.00       |                       |
| 10           | Student Activity Charges          | 4,23,021.00    |                       |
| 11           | Stationery Fee                    | 1,875.00       |                       |
| 12           | B. Voc. Fee                       | 4,000.00       | 7,95,461.00           |
| <b>Total</b> |                                   |                | <b>7,11,67,208.00</b> |






AKHIL BHARTIYA MARATHA SHIKSHAN PARISHAD'S  
ANANTRAO PAWAR COLLEGE OF ENGINEERING & RESEARCH  
PARVATI, PUNE - 411 009

**BALANCE SHEET**  
AS AT 31ST MARCH 2021

| FUNDS & LIABILITIES                 | SCH | AMOUNT<br>Rs.          | ASSETS                          | SCH | AMOUNT<br>Rs.          |
|-------------------------------------|-----|------------------------|---------------------------------|-----|------------------------|
| Funds & Deposits                    | A   | 6,12,75,857.96         | Furniture, Fixture & Dead Stock | I   | 7,64,23,451.50         |
| Current Liabilities &<br>Provisions | B   | 1,99,24,756.25         | Advances & Assets               | D   | 97,596.00              |
| Inter Institutional                 | C   | 9,87,81,600.93         | Inter Institutional             | C   | 4,06,199.00            |
|                                     |     |                        | Fixed Deposit                   | F   | 9,00,000.00            |
|                                     |     |                        | Current Assets :                |     |                        |
|                                     |     |                        | Deposits & Advances             | E   | 4,57,80,816.25         |
|                                     |     |                        | Cash & Bank Balances            | G   | 48,89,366.49           |
|                                     |     |                        | Income & Expenditures A/c       | H   | 5,14,84,785.90         |
| <b>TOTAL</b>                        |     | <b>17,99,82,215.14</b> | <b>TOTAL</b>                    |     | <b>17,99,82,215.14</b> |

Date : **22 OCT 2021**  
Place : Pune


Anantrao Pawar College of Engineering & Research

  
**Principal**  
Anantrao Pawar College of Engineering  
& Research, Parvati, Pune - 9



As per our report of even date  
For K. B. Salunke & Co.  
Chartered Accountants  
F. R. No. 109001W



  
CA K. B. Salunke  
Proprietor

Membership No. 032145

UDIN: - 24082445AAAAC04000

**22 OCT 2021**



AKHIL BHARTIYA MARATHA SHIKSHAN PARISHAD'S  
ANANTRAO PAWAR COLLEGE OF ENGINEERING & RESEARCH  
PARVATI, PUNE - 411 009

SCHEDULES TO & FORMING PART OF THE BALANCE SHEET AS ON 31ST MARCH 2021

**SCHEDULE A : FUNDS & DEPOSITS**

| SR. NO.   | PARTICULARS                    | AMOUNT<br>Rs. | AMOUNT<br>Rs.  |
|-----------|--------------------------------|---------------|----------------|
| <b>I</b>  | <b><u>Funds</u></b>            |               |                |
| 1         | Depreciation Fund              |               | 5,65,88,600.96 |
| <b>II</b> | <b><u>Deposits</u></b>         |               |                |
| 1         | Cauton Money Deposit           | 41,52,357.00  |                |
|           | Add : Addition During The Year | 5,34,900.00   | 46,87,257.00   |
|           | <b>Total</b>                   |               | 6,12,75,857.96 |

**SCHEDULE B : CURRENT LIABILITIES & PROVISIONS**

| SR. NO.  | PARTICULARS   | AMOUNT<br>Rs.              | AMOUNT<br>Rs. |
|----------|---|----------------------------|---------------|
| <b>A</b> | <b><u>Current Liabilities</u></b>   |                            |               |
| <b>I</b> | <b><u>Sundry Creditors :</u></b>  |                            |               |
| 1        | AO (Cash), BSNL, Pune as per Last Balance Sheet                                   |                            | 2,235.00      |
| 2        | Kasturi Alpophar as per Last Balance Sheet  |                            | 2,889.00      |
| 3        | Print System as per Last Balance Sheet  |                            | 2,346.00      |
| 4        | K B Hire High School Grahak Bhandar as per last BS<br>Less : Paid During The Year | 51,243.00<br>51,243.00     | -             |
| 5        | Dharamjeet Jadhav as per last BS  |                            | 25,000.00     |
| 6        | Agasti Computers as per last BS<br>Less : Paid During The Year                    | 13,806.00<br>13,806.00     | -             |
| 7        | Vaibhav Book House Pvt. Ltd as per last BS<br>Less : Paid During The Year         | 1,65,151.00<br>1,02,721.00 | 62,430.00     |
| 8        | Good Prints as per last BS<br>Add : Addition During The Year                      | 43,925.00<br>5,730.00      | 49,655.00     |
| 9        | Limerick Technologies pvt. Ltd - During the year                                  |                            | 39,150.00     |





AKHIL BHARTIYA MARATHA SHIKSHAN PARISHAD'S  
**ANANTRAO PAWAR COLLEGE OF ENGINEERING & RESEARCH**  
 PARVATI, PUNE - 411 009

SCHEDULES TO & FORMING PART OF THE BALANCE SHEET AS ON 31ST MARCH 2021

|            |  |                |                |
|------------|--|----------------|----------------|
| 10         | Smits Consultancy Services - During the year       |                | 1,100.00       |
| 11         | Swarajy Enterprises - During the year              |                | 25,740.00      |
| <b>II</b>  | <b><u>Scholarship Payable :</u></b>                |                |                |
| 1          | Freeship SBC 2012-13 as per Last Balance Sheet     |                | 1,640.00       |
| 2          | Freeship SC 2013-14 as per Last Balance Sheet      |                | 1,640.00       |
| 3          | Freeship SC 2014-15 as per Last Balance Sheet      |                | 4,739.00       |
| 4          | Freeship VJNT 2014-15 as per Last Balance Sheet    |                | 3,520.00       |
| 5          | Scholarship Arunachal Pradesh as per Last B/s      |                | 13,400.00      |
| 6          | Scholarship OBC 2014-15 as per Last B/s            |                | 10,194.00      |
| 7          | Scholarship SBC 2013-14 as per Last Balance Sheet  |                | 3,280.00       |
| 8          | Scholarship SC 2013-14 as per Last Balance Sheet   |                | 27,605.00      |
| 9          | Scholarship SC 2014-15 as per Last Balance Sheet   |                | 12,501.00      |
| 10         | Scholarship VJNT 2013-14 as per Last Balance Sheet |                | 2,680.00       |
| 11         | Scholarship 2018-19 as per last BS                 | 9,17,024.25    |                |
|            | Add : Addition During The Year                     | 93,364.00      | 10,10,388.25   |
| <b>III</b> | <b><u>Others</u></b>                               |                |                |
| 1          | Salary Payable as per Last Balance Sheet           | 1,25,07,004.00 |                |
|            | Add : Addition During The Year                     | 4,10,02,415.00 |                |
|            |  | 5,35,09,419.00 |                |
|            | Less : Paid During The Year                        | 3,54,64,592.00 | 1,80,44,827.00 |
| 2          | Profession Tax as per Last Balance Sheet           | 3,04,077.00    |                |
|            | Add : Addition During The Year                     | 45,475.00      | 3,49,552.00    |
| 3          | Providend Fund as per Last Balance Sheet           | 88,939.00      |                |
|            | Add : Addition During The Year                     | 69,780.00      | 1,58,719.00    |





AKHIL BHARTIYA MARATHA SHIKSHAN PARISHAD'S  
**ANANTRAO PAWAR COLLEGE OF ENGINEERING & RESEARCH**  
 PARVATI, PUNE - 411 009

SCHEDULES TO & FORMING PART OF THE BALANCE SHEET AS ON 31ST MARCH 2021

|              |  |           |                |
|--------------|--|-----------|----------------|
| 4            | Scholarship Remuneration as per Last Balance Sheet |           | 4,565.00       |
| 5            | Gardener Salary Payable 17-18 as per Last B/S      |           | 9,920.00       |
| 6            | Facilitation Remuneration 17-18 as per Last B/S    |           | 43,400.00      |
| 7            | TDS Suppliers as per Last Balance Sheet            |           | 4,641.00       |
| 8            | Income Tax as per last BS                          | 25,142.00 |                |
|              | Less : Paid During The Year                        | 18,142.00 | 7,000.00       |
| <b>Total</b> |  |           | 1,99,24,756.25 |

**SCHEDULE C : INTER INSTITUTIONAL**

| SR. NO.      | PARTICULARS                              | AMOUNT<br>Rs.  | AMOUNT<br>Rs. |
|--------------|--|----------------|---------------|
| 1            | Akhil Bhartiya Maratha Shikshan Parishad | 9,87,81,600.93 | -             |
| 2            | Anantrao Pawar College of Architecture   | -              | 4,06,199.00   |
| <b>Total</b> |  | 9,87,81,600.93 | 4,06,199.00   |

**SCHEDULE D : ADVANCES & ASSETS**

| SR. NO.      | PARTICULARS                                       | AMOUNT<br>Rs. | AMOUNT<br>Rs. |
|--------------|---|---------------|---------------|
| <b>I</b>     | <b><u>Sundry Debtors</u></b>                      |               | 5,100.00      |
| 2            | EIE Instruments Pvt Ltd as per Last Balance Sheet |               | 2,990.00      |
| 3            | Reny Agro & Engineering (P) Ltd as per Last B/S   |               | 12,476.00     |
| 4            | Victronics Contol TDS Receivable                  |               | 77,030.00     |
| <b>II</b>    | <b><u>Salary Deduction</u></b>                    |               |               |
| 1            | Income Tax 17-18 as per Last Balance Sheet        |               | 97,596.00     |
| <b>Total</b> |   |               |               |





AKHIL BHARTIYA MARATHA SHIKSHAN PARISHAD'S  
ANANTRAO PAWAR COLLEGE OF ENGINEERING & RESEARCH  
PARVATI, PUNE - 411 009

SCHEDULES TO & FORMING PART OF THE BALANCE SHEET AS ON 31ST MARCH 2021

**SCHEDULE E : DEPOSITS AND ADVANCES**

| SR. NO.  | PARTICULARS                                       | AMOUNT<br>Rs. | AMOUNT<br>Rs. |
|----------|---|---------------|---------------|
| <b>A</b> | <b>Deposits</b>                                   |               |               |
| 1        | Security Deposits (with AICTE) as per Last B/S    |               | 35,00,000.00  |
| <b>B</b> | <b>Advances</b>                                   |               |               |
| <b>I</b> | <b>Staff Advances :</b>                           |               |               |
| 1        | Mr. Digamber D. Pawar as per Last Balance Sheet   | 44,008.00     |               |
|          | Add : Addition During The Year                    | 21,500.00     | 65,508.00     |
| 2        | Mr. Prashant Khedkar as per Last Balance Sheet    |               | 4,500.00      |
| 3        | Prof. D. P. Kamble as per Last Balance Sheet      |               | 6,000.00      |
| 4        | Prof. Ganesh kondhalkar as per Last Balance Sheet | -             | 2,710.00      |
| 5        | Abhay Shelar 17-18 as per Last Balance Sheet      |               | 5,000.00      |
| 6        | Sachin Yadav 17-18 as per Last Balance Sheet      | 7,971.00      |               |
|          | Less : Received During The Year                   | 7,971.00      | -             |
| 7        | Prof. Sandeep Raut as per Last Balance Sheet      |               | 2,000.00      |
| 8        | Prof. S. M. Gawande as per Last Balance Sheet     |               | 58,544.00     |
| 9        | Prof. Manoj Mulik as per last BS                  | 20,200.00     |               |
|          | Less : Received During The Year                   | 20,200.00     | -             |
| 10       | Prof. Monika Jagtap as per last BS                |               | 1,000.00      |
| 11       | Prof. Ramesh Lavhe as per last BS                 |               | 3,500.00      |
| 12       | Prof. Sayali Kokane as per last BS                | 41,000.00     |               |
|          | Less : Received During The Year                   | 41,000.00     | -             |
| 13       | Prof. Yogesh Deshmukh as per last BS              |               | 31,859.00     |





AKHIL BHARTIYA MARATHA SHIKSHAN PARISHAD'S  
**ANANTRAO PAWAR COLLEGE OF ENGINEERING & RESEARCH**  
 PARVATI, PUNE - 411 009

SCHEDULES TO & FORMING PART OF THE BALANCE SHEET AS ON 31ST MARCH 2021

|     |   |              |              |
|-----|---|--------------|--------------|
| 14  | Shila Kumbhare as per last BS                     |              | 2,000.00     |
| 15  | Bhaiya Gaikwad During the year                    | 1,000.00     |              |
|     | Add : Addition During The Year                    | 1,300.00     | 2,300.00     |
| 16  | Dhanaji Shinde During the year                    | 4,000.00     |              |
|     | Add : Addition During The Year                    | 11,100.00    | 15,100.00    |
| 17  | Sagar Gaikwad as per last BS                      |              | 8,800.00     |
| 18  | Prajakta Kachare as per last BS                   |              | 2,000.00     |
| 19  | Sarang Dubey During the year                      | 12,600.00    |              |
|     | Less : Received During The Year                   | 12,600.00    | -            |
| 20  | Snehal Veer During the year                       | 1,500.00     |              |
|     | Less : Received During The Year                   | 1,500.00     | -            |
| 21  | Vishal Momale as per last BS                      |              | 2,500.00     |
| 23  | <b><u>During the year</u></b>                     |              |              |
| i   | Rucha Babar                                       | 4,120.00     |              |
| ii  | Kishor Chanduge                                   | 3,000.00     |              |
| iii | Amol Shenkar                                      | 400.00       |              |
| iv  | Omkar Dhamale                                     | 800.00       |              |
| v   | Shahrukh Baig                                     | 1,000.00     |              |
| vi  | Ramesh Lavhe                                      | 250.00       |              |
| vii | Suhas Kothavle                                    | 400.00       | 9,970.00     |
| II  | <b>Others :</b>                                   |              |              |
| 1   | Fee Receivable 2016-17 as per Last Balance Sheet  | 53,12,225.00 |              |
|     | Less : Received During The Year                   | 53,12,225.00 | -            |
| 2   | Student's Fee Receivable From DTE as per Last B/s |              | 36,000.00    |
| 3   | Fee Receivable - Scholarship as per last BS       | 49,98,303.50 |              |
|     | Less : Received during the year                   | 32,68,436.25 | 17,29,867.25 |





AKHIL BHARTIYA MARATHA SHIKSHAN PARISHAD'S  
**ANANTRAO PAWAR COLLEGE OF ENGINEERING & RESEARCH**  
 PARVATI, PUNE - 411 009

SCHEDULES TO & FORMING PART OF THE BALANCE SHEET AS ON 31ST MARCH 2021

|              |  |              |                       |
|--------------|--|--------------|-----------------------|
| 4            | Fee Receivable From Student 2019-20        | 41,40,110.00 |                       |
|              | Add : Addition During The Year             | 25,374.00    |                       |
|              |  | 41,65,484.00 |                       |
|              | Less : Received during the year            | 33,07,194.00 | 8,58,290.00           |
| 5            | Fee Receivable From Student 2020-21        |              | 1,39,94,316.50        |
| 6            | Scholarship Receivable from Gov. 2020-21   |              | 2,54,09,464.50        |
| 7            | Baramati Municipal Council During The Year | 11,92,774.00 |                       |
|              | Less : Received during the year            | 11,92,774.00 | -                     |
| 8            | Accrued Interest as per last BS            |              | 29,587.00             |
| <b>Total</b> |  |              | <b>4,57,80,816.25</b> |

**SCHEDULE F : FIXED DEPOSIT**

| SR. NO.      | PARTICULARS          | AMOUNT<br>Rs. | AMOUNT<br>Rs.      |
|--------------|----------------------|---------------|--------------------|
| 1            | Bank of India - 7734 | 4,50,000.00   |                    |
| 2            | Bank of India - 6439 | 4,50,000.00   | 9,00,000.00        |
|              |                      |               |                    |
| <b>Total</b> |                      |               | <b>9,00,000.00</b> |

**SCHEDULE G : CASH & BANK BALANCES**

| SR. NO. | PARTICULARS                              | AMOUNT<br>Rs. | AMOUNT<br>Rs. |
|---------|--|---------------|---------------|
| I       | Cash in Hand                             |               | 55,013.00     |
| II      | <b>Cash at Bank</b>                      |               |               |
| 1       | Axis Bank - CA - A/c No. 916020062307897 | 1,31,522.00   |               |
| 2       | Axis Bank CAP                            | 2,93,291.00   |               |
| 3       | Axis Bank - SB - 916010062254767         | 7,89,143.62   |               |
| 4       | Bank of India A/c No. 051310110006939    | 23,60,646.79  |               |





AKHIL BHARTIYA MARATHA SHIKSHAN PARISHAD'S  
**ANANTRAO PAWAR COLLEGE OF ENGINEERING & RESEARCH**  
 PARVATI, PUNE - 411 009

SCHEDULES TO & FORMING PART OF THE BALANCE SHEET AS ON 31ST MARCH 2021

|              |  |             |              |
|--------------|--|-------------|--------------|
| 5            | Bank of Maharashtra A/c No. 60115206370 - Exam | 6,30,466.80 |              |
| 6            | Bank of Maharashtra A/c No. 60144890819 (E&L)  | 3,94,314.74 |              |
| 7            | Bank of Maharashtra A/c No. 60152148481 (NSS)  | 86,586.44   |              |
| 8            | Bank of Maharashtra A/c No. 60247434076 (CAP)  | 3,256.50    |              |
| 9            | Bank of India Research A/c No.051320110000886  | 91,602.20   |              |
| 10           | Bank of Maharashtra Alumni                     | 53,523.40   | 48,34,353.49 |
| <b>Total</b> |  |             | 48,89,366.49 |

**SCHEDULE H : INCOME & EXPEDITURES A/C**

| SR. NO. | PARTICULARS                       | AMOUNT<br>Rs.  | AMOUNT<br>Rs.  |
|---------|-----------------------------------|----------------|----------------|
|         | Balance as per Last Balance Sheet | 5,49,43,107.40 |                |
|         | Less : Surplus During The Year    | 34,58,321.50   | 5,14,84,785.90 |
|         | <b>Total</b>                      |                | 5,14,84,785.90 |





SCHEDULES TO & FORMING PART OF THE BALANCE SHEET AS AT 31ST MARCH 2021

SCHEDULE I : FURNITURE, FIXTURE & DEAD STOCK

| Sr. No. | Particulars                    | Gross Block As At 01.04.2020 | Additions during the year |                      | Depletion | Gross Block As at 31.03.2021 Rs. | Total Depreciation Up To 01.04.2020 Rs. | Rate of Depr. In (%) | Depreciation during the year | Total Depreciation Up To 31.03.2021 Rs. | Net Block As At 31.03.2021 Rs. |
|---------|--------------------------------|------------------------------|---------------------------|----------------------|-----------|----------------------------------|---|----------------------|------------------------------|---|--------------------------------|
|         |                                |                              | Before 30.09.2020 Rs.     | After 30.09.2020 Rs. |           |                                  |   |                      |                              |   |                                |
| I       | Furniture                      | 2,29,20,665.00               | -                         | 4,92,360.00          | -         | 2,34,13,025.00                   | 1,02,55,089.20                          | 10%                  | 12,91,175.58                 | 1,15,46,264.78                          | 1,18,66,760.22                 |
|         | Sub - Total                    | 2,29,20,665.00               | -                         | 4,92,360.00          | -         | 2,34,13,025.00                   | 1,02,55,089.20                          |                      | 12,91,175.58                 | 1,15,46,264.78                          | 1,18,66,760.22                 |
| II      | Equipments                     |                              |                           |                      |           |                                  |   |                      |                              |   |                                |
| 1       | Equipment - Office             | 12,27,414.00                 | -                         | -                    | -         | 12,27,414.00                     | 6,97,383.30                             | 15%                  | 79,504.61                    | 7,76,887.91                             | 4,50,526.09                    |
| 2       | Laboratory Equipments          | 26,98,368.00                 | -                         | -                    | -         | 26,98,368.00                     | 21,33,604.82                            | 15%                  | 84,714.48                    | 22,18,319.30                            | 4,80,048.70                    |
| 3       | Electric Equipments            | 1,75,170.00                  | -                         | -                    | -         | 1,75,170.00                      | 73,921.40                               | 15%                  | 15,187.29                    | 89,108.69                               | 86,061.31                      |
| 4       | Applied Science - Physics Lab. | 6,73,843.00                  | -                         | -                    | -         | 6,73,843.00                      | 4,26,314.50                             | 15%                  | 37,129.28                    | 4,63,443.78                             | 2,10,399.22                    |
| 5       | Civil Dept.                    | 37,87,521.00                 | -                         | -                    | -         | 37,87,521.00                     | 26,99,958.75                            | 15%                  | 1,63,134.34                  | 28,63,093.09                            | 9,24,427.91                    |
| 6       | Computer Dept.                 | 4,18,660.00                  | -                         | -                    | -         | 4,18,660.00                      | 2,98,997.00                             | 15%                  | 17,949.45                    | 3,16,946.45                             | 1,01,713.55                    |
| 7       | E & TC Dept.                   | 49,50,440.00                 | -                         | -                    | -         | 49,50,440.00                     | 35,76,922.45                            | 15%                  | 2,06,027.63                  | 37,82,950.08                            | 11,67,489.92                   |
| 8       | IT Dept.                       | 43,838.00                    | -                         | -                    | -         | 43,838.00                        | 29,953.25                               | 15%                  | 2,082.71                     | 32,035.96                               | 11,802.04                      |
| 9       | Mech Dept.                     | 1,05,94,607.00               | -                         | -                    | -         | 1,05,94,607.00                   | 76,55,197.35                            | 15%                  | 4,40,911.45                  | 80,96,106.80                            | 24,98,498.20                   |
| 10      | Equipments - BQUD Project      | 82,009.00                    | -                         | -                    | -         | 82,009.00                        | 48,422.95                               | 15%                  | 5,037.91                     | 53,460.86                               | 28,548.14                      |
| 11      | IIT Remote centre Equipment    | 98,572.00                    | -                         | -                    | -         | 98,572.00                        | 41,597.35                               | 15%                  | 8,546.20                     | 50,143.55                               | 48,428.45                      |
| 12      | Solar System                   | 6,55,000.00                  | -                         | -                    | -         | 6,55,000.00                      | 2,08,208.55                             | 15%                  | 67,018.72                    | 2,75,227.27                             | 3,79,772.73                    |
| 13      | Sports Equipments              | 2,61,375.00                  | -                         | -                    | -         | 2,61,375.00                      | 1,19,736.95                             | 15%                  | 21,245.71                    | 1,40,982.66                             | 1,20,392.34                    |
|         | Sub - Total                    | 2,56,66,817.00               | -                         | -                    | -         | 2,56,66,817.00                   | 1,80,10,218.62                          |                      | 11,48,489.78                 | 1,91,58,708.40                          | 65,08,108.60                   |





| III Computer, Peripherals & Softwares |                                   |                |             |             |   |                |                |     |                |
|---------------------------------------|-----------------------------------|----------------|-------------|-------------|---|----------------|----------------|-----|----------------|
| 1                                     | Computer, Peripherals & Softwares | 1,87,34,572.00 | 8,35,117.00 | -           | - | 1,95,69,689.00 | 1,79,41,927.60 | 40% | 6,51,104.56    |
| 2                                     | Applied Science                   | 25,150.00      | -           | -           | - | 25,150.00      | 23,629.00      | 40% | 608.40         |
| 3                                     | Civil                             | 6,80,400.00    | -           | -           | - | 6,80,400.00    | 5,99,673.00    | 40% | 32,290.80      |
| 4                                     | E & TC                            | 2,73,280.00    | -           | -           | - | 2,73,280.00    | 2,36,869.00    | 40% | 14,564.40      |
| 5                                     | IT                                | 60,844.00      | -           | -           | - | 60,844.00      | 41,460.40      | 40% | 7,753.44       |
| 6                                     | Mechanical                        | 5,25,150.00    | -           | -           | - | 5,25,150.00    | 4,53,812.40    | 40% | 28,535.04      |
| 7                                     | Office                            | 1,83,986.00    | -           | 32,000.00   | - | 2,15,986.00    | 91,506.80      | 40% | 43,391.68      |
| 8                                     | TPO                               | 25,150.00      | -           | -           | - | 25,150.00      | 23,629.00      | 40% | 608.40         |
| 9                                     | Library                           | 5,250.00       | -           | -           | - | 5,250.00       | 4,456.20       | 40% | 317.52         |
| 10                                    | ME - Mechanical Engg.             | 4,00,000.00    | -           | -           | - | 4,00,000.00    | 3,39,520.00    | 40% | 24,192.00      |
| Sub - Total                           |                                   | 2,09,13,782.00 | 8,35,117.00 | 32,000.00   | - | 2,17,80,899.00 | 1,97,56,483.40 |     | 8,03,366.24    |
| Sub - Total                           |                                   | 12,66,395.00   | -           | -           | - | 12,66,395.00   | 12,66,395.00   | 40% | -              |
| Sub - Total                           |                                   | 12,66,395.00   | -           | -           | - | 12,66,395.00   | 12,66,395.00   |     | -              |
| Library Books                         |                                   | 42,87,676.50   | 8,639.00    | -           | - | 42,96,315.50   | 38,98,094.90   | 40% | 1,59,288.24    |
| Sub - Total                           |                                   | 42,87,676.50   | 8,639.00    | -           | - | 42,96,315.50   | 38,98,094.90   |     | 1,59,288.24    |
| Total                                 |                                   | 7,50,55,335.50 | 8,43,756.00 | 5,24,360.00 | - | 7,64,23,451.50 | 5,31,86,281.12 |     | 34,02,319.84   |
|                                       |                                   |                |             |             |   |                |                |     | 5,65,88,600.96 |
|                                       |                                   |                |             |             |   |                |                |     | 1,98,34,850.54 |
|                                       |                                   |                |             |             |   |                |                |     | 1,85,93,032.16 |
|                                       |                                   |                |             |             |   |                |                |     | 24,237.40      |
|                                       |                                   |                |             |             |   |                |                |     | 6,31,963.80    |
|                                       |                                   |                |             |             |   |                |                |     | 2,51,433.40    |
|                                       |                                   |                |             |             |   |                |                |     | 49,213.84      |
|                                       |                                   |                |             |             |   |                |                |     | 4,82,347.44    |
|                                       |                                   |                |             |             |   |                |                |     | 1,34,898.48    |
|                                       |                                   |                |             |             |   |                |                |     | 24,237.40      |
|                                       |                                   |                |             |             |   |                |                |     | 4,773.72       |
|                                       |                                   |                |             |             |   |                |                |     | 3,63,712.00    |
|                                       |                                   |                |             |             |   |                |                |     | 12,21,049.36   |
|                                       |                                   |                |             |             |   |                |                |     | 12,66,395.00   |
|                                       |                                   |                |             |             |   |                |                |     | 12,66,395.00   |
|                                       |                                   |                |             |             |   |                |                |     | 40,57,383.14   |
|                                       |                                   |                |             |             |   |                |                |     | 40,57,383.14   |
|                                       |                                   |                |             |             |   |                |                |     | 2,38,932.36    |
|                                       |                                   |                |             |             |   |                |                |     | 2,38,932.36    |
|                                       |                                   |                |             |             |   |                |                |     | 9,76,656.84    |
|                                       |                                   |                |             |             |   |                |                |     | 912.60         |
|                                       |                                   |                |             |             |   |                |                |     | 48,436.20      |
|                                       |                                   |                |             |             |   |                |                |     | 21,846.60      |
|                                       |                                   |                |             |             |   |                |                |     | 11,630.16      |
|                                       |                                   |                |             |             |   |                |                |     | 42,802.56      |
|                                       |                                   |                |             |             |   |                |                |     | 81,087.52      |
|                                       |                                   |                |             |             |   |                |                |     | 912.60         |
|                                       |                                   |                |             |             |   |                |                |     | 476.28         |
|                                       |                                   |                |             |             |   |                |                |     | 36,288.00      |

