
	Akhil Bharatiya Maratha Shikshan Parishad's Anantrao Pawar College of Engineering & Research		
	Record No.: ACA/D/021 Revision: 00	DoI: 21/01/2019	
EVENT REPORT			

ISTE ANNUAL REPORT 2021-22

An extraordinary method to include students in technology education and encourage the use of technology in the college is to form an ISTE (International Society for Technology in Education) student committee. The following procedures will help you form an ISTE student committee:

Finding students who are interested : Speak with students who are enthusiastic about technology and learning. Posters, social media, and campus communication channels can all be used for promotion in this way.

Get consent: Check that the committee is in line with the college's aims and policies by speaking with the administration. This can entail submitting a proposal explaining the committee's objectives and purpose.

Identify the committee's objectives: Establish the committee's goals and objectives. This may entail advancing technological education, planning technological events, or developing resources for teachers.

Assign roles: Assign the committee members' respective duties. This can comprise a chairman, vice-chairman, secretary, treasurer, and members of the committee. To allow everyone an opportunity to take the lead, think about swapping places.

Decide on a time to meet: Establish consistent meeting times that are convenient for each committee member. In the event that participants are unable to meet in person, think about employing technology to support virtual meetings.

Create a strategy: Make a plan that details the committee's objectives, tactics, and timetable. This can entail planning events, producing teaching materials, or working on tech-related initiatives.



To support the committee: Inform the professors, parents, and student body about the committee. Flyers, social media, and the school's communication channels can all be used for this.

Regularly assess the committee's advancement towards its objectives

ACTIVITIES CONDUCTED DURING YEAR 2021-22

NAME OF ACTIVITIES	DURATION	DATES
TEACHERS DAY	1 DAY	06/9/ 2021
ENGINEERS DAY	1 DAY	15/9/2021





	Akhil Bharatiya Maratha Shikshan Parishad's Anantrao Pawar College of Engineering & Research		
	Record No.: ACA/D/021 Revision: 00	DoI: 21/01/2019	
EVENT REPORT			

SPARKTECH – 2K22	3 DAYS	21/4/2022 TO 23/4/ 2022
------------------	--------	-------------------------

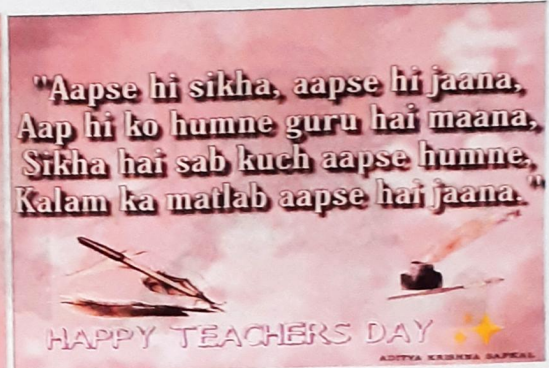
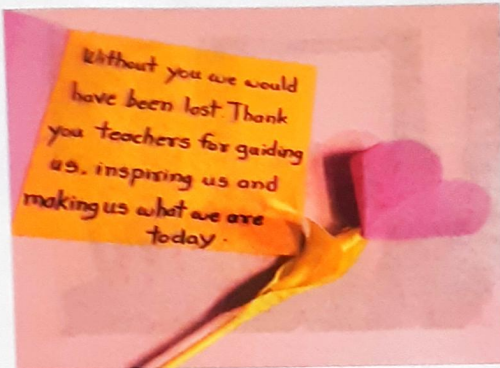
Various programs conducted by ISTE Student Chapter as below.

- 1 On the Occasion of Teacher's Day on 5th September 2021, Art & Creativity Club- ABMSP's Anantrao Pawar College of Engineering & Research, Pune in joint collaboration with ISTE & IQAC invited students to participate in a competition for presentation of Posters or Greetings or Articles on topic "Tribute to Teachers". This competition was held in online mode on 6th September 2021. All the selected Posters, Greetings and Articles was displayed on ACC GALLERY & COLLEGE WEBSITE
2. On the Occasion of Engineer's Day on 15th September 2021, ART & Creativity Club- ABMSP's Anantrao Pawar College of Engineering & Research, Pune in joint collaboration with ISTE & IQAC invited students to participate in the competition of making Technical Posters. This competition was held in online mode on 15th September 2021. All the selected Posters was displayed on ACC GALLERY & COLLEGE WEBSITE
3. APCOER.SPARKTECH2K22 was organized under ISTE Student chapter from 21st April 2022 to 23rd April 2022 at ABSMP'S APCOER, Parvati, Pune. The inauguration of the event started with a memory ride of previous SPARK-TECH events held in the institution. We felt honored with the presence of our guest Mr. Bhagwanrao Salunkhe, Joint Secretary, Akhil Bharatiya Maratha Shikshan Parishad, Pune. Nearly 750 students had participated in different events of SPARK-TECH 2K22. During the event days each department was decorated with a theme, The IT Department was decorated based on Cloud Computing. The E & TC Department was decorated based on the Space concept. Students from the E & TC department had decorated the department by showing information of different spacecraft, missions & also the planets in the solar system. At the entrance, on screen technical information videos related to space missions, about different spacecraft were shown, which has given useful information to all the students from other branches who visited the department during events. During the event day's the mechanical department was decorated with theme evaluations of the engine. Computer department had organize Non-Technical Event i.e. Counter-Strike. Civil department had organize Non-Technical Event i.e. Box Cricket. The Mechanical department had organized an event called Business Idea pitch . The IT department had organized an event called BGMI. The E & TC and AIDS department had organized PY HACKTHON event.




	Akhil Bharatiya Maratha Shikshan Parishad's Anantrao Pawar College of Engineering & Research		
	Record No.: ACA/D/021 Revision: 00	DoI: 21/01/2019	
EVENT REPORT			

Photographs with detailed caption:



First Winner and Second Winner of the Competition of Teachers Day



First Winner and Second Winner of the Competition of Engineers Day





Akhil Bharatiya Maratha Shikshan Parishad's
Anant Rao Pawar College of Engineering &
Research



Record No.: ACA/D/021
Revision: 00

DoI: 21/01/2019

EVENT REPORT



F



Departmental decorations

Vote of Thanks of SPARK-TECH 2K22 was given by By Prof. Sayali kokane

28/4/2022

Date:

ISTE Coordinator

Principal

